

The University of Nevada, Reno

**Services That Help
Our Students Succeed**

***Infographics for 2016**

***A visual image such as a chart or diagram used
to represent information or data**

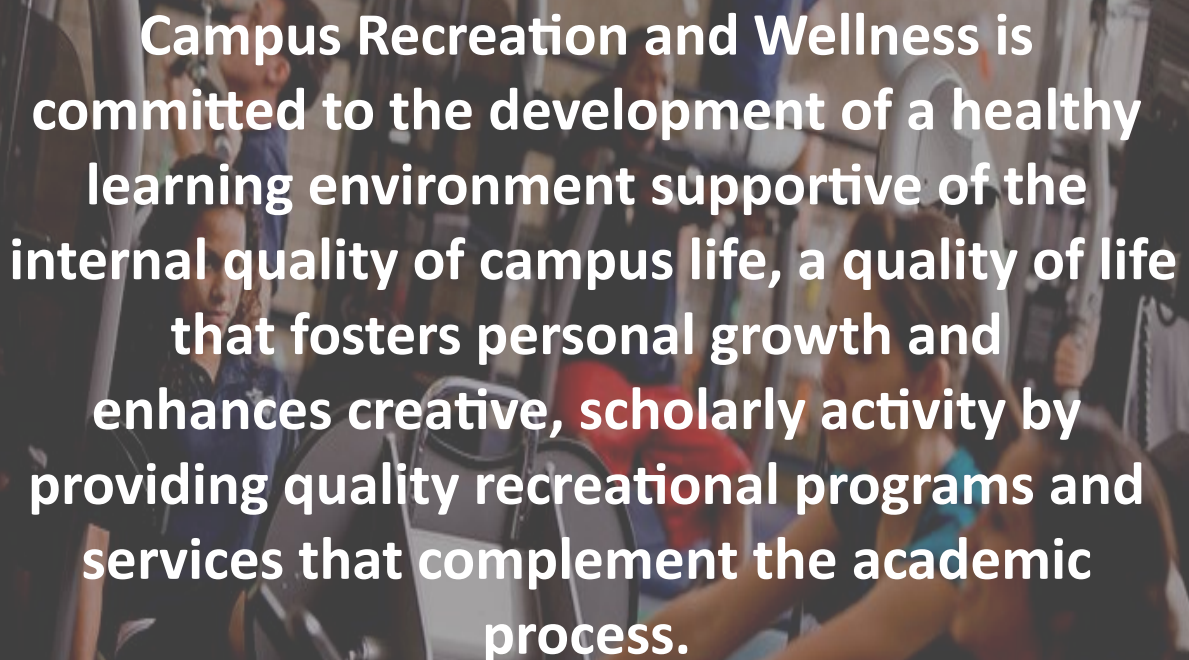
The Division of Student Services

<http://www.unr.edu/student-services>



University of Nevada, Reno

Campus Recreation and Wellness



Campus Recreation and Wellness is committed to the development of a healthy learning environment supportive of the internal quality of campus life, a quality of life that fosters personal growth and enhances creative, scholarly activity by providing quality recreational programs and services that complement the academic process.



University of Nevada, Reno



Campus Recreation and Wellness

Year in Numbers
2015/ 2016

Prospective Students rank access to recreational facilities for personal use higher than the following when deciding what institution to attend:

- Internships
- Cultural Activities
- Part/Full Time Work
- Student clubs/organizations
- Study abroad
- Greek Life
- NCAA or Intercollegiate Sports



4,203

Number of group fitness classes offered



5,600 hours of programmed and informal fitness and recreational sports were held



Hosted
800,000
Visits



3,933
Students participated in Intramural Sports

36,541
students participated in group fitness classes



In both qualitative and quantitative studies the influence of Campus Recreation participation on first year retention varies with

37% to 75%

of students stating that...
"participation in campus based recreational programs played a major role in their decision to stay at a particular school."

GPA

Students who regularly participate (3 times per week) in fitness and recreational sports earn on average a full GPA point higher than their counterparts who do not participate.

30%



30% of the students who visit a campus will make their decision to attend based upon the availability of recreation and fitness facilities for personal use.



\$9,000

Scholarship dollars awarded to student staff




26,666
Hours of Student Employment

STUDENT DECISION: Gray, 1983; Haines, 2004; Kasin & Dzakira, 2001; Lamont, 1991; Zizzi et al., 2004
 QUALITATIVE & QUANTITATIVE: Haines, 2001; Lindsey & Sessoms, 2006
 PROSPECTIVE STUDENTS: NIRSA, 2004; Student Poll, 2004
 PARTICIPATION: Mass 1998, 2009



The Center, “Every Student. Every Story”



The Center, “Every Student. Every Story” creates an environment that allows one to reflect and respect the rich ethnic and cultural diversity of the citizens of Nevada in its academic programs, support programs, and in the composition of its faculty, administration, staff and student body.

The Center designs and implements unique programs and services that promote recruitment and retention, the pursuit of academic success and graduation. The center’s efforts expand cultural, historical and community awareness and maintain an open, safe and inclusive environment for all students.



University of Nevada, Reno



The Center
Every Student. Every Story.

University of Nevada Reno's Diversity
Fall 2016

Asian/Pacific Islander, N=1,642

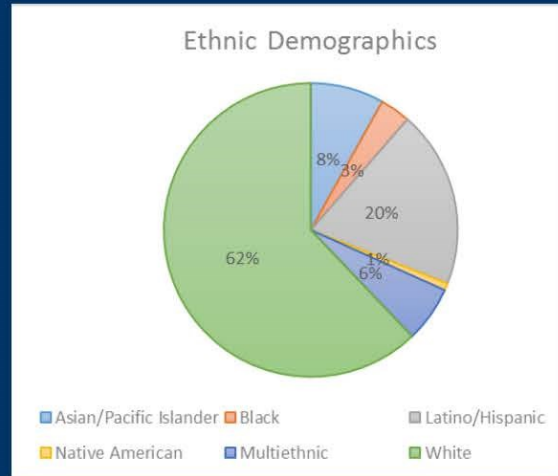
Black, N=677

Latino/Hispanic, N=3,954

Native American, N=158

Multi-ethnic, N=1,250

White, N=12,591



Approximately **1,400+** University students visit
The Center annually.

Annually, **12,900+** students, parents and community members engage in The Center's co-curricular efforts.

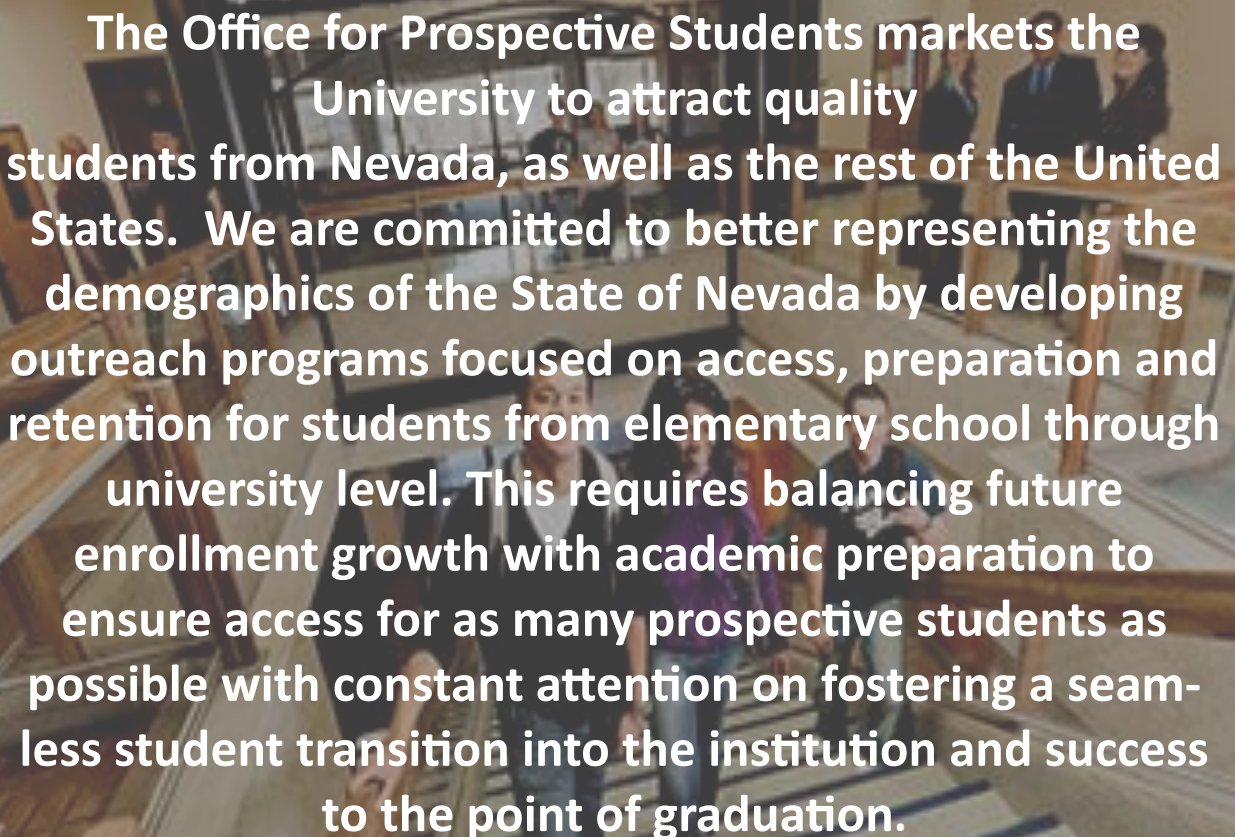


Annually, **2,691+** prospective K-12 students are reached through outreach efforts.

Approximately **250** students, faculty and staff have participated in the Safe Zone Ally program since Spring 2016.



The Office for Prospective Students

A photograph of a university hallway with students walking on a staircase. The text is overlaid on the image.


The Office for Prospective Students markets the University to attract quality students from Nevada, as well as the rest of the United States. We are committed to better representing the demographics of the State of Nevada by developing outreach programs focused on access, preparation and retention for students from elementary school through university level. This requires balancing future enrollment growth with academic preparation to ensure access for as many prospective students as possible with constant attention on fostering a seamless student transition into the institution and success to the point of graduation.



University of Nevada, Reno

OFFICE FOR PROSPECTIVE STUDENTS

NEVADA'S TOP...



"OUR SMARTEST CLASS YET"

3.38

CUMULATIVE
GPA

23.3

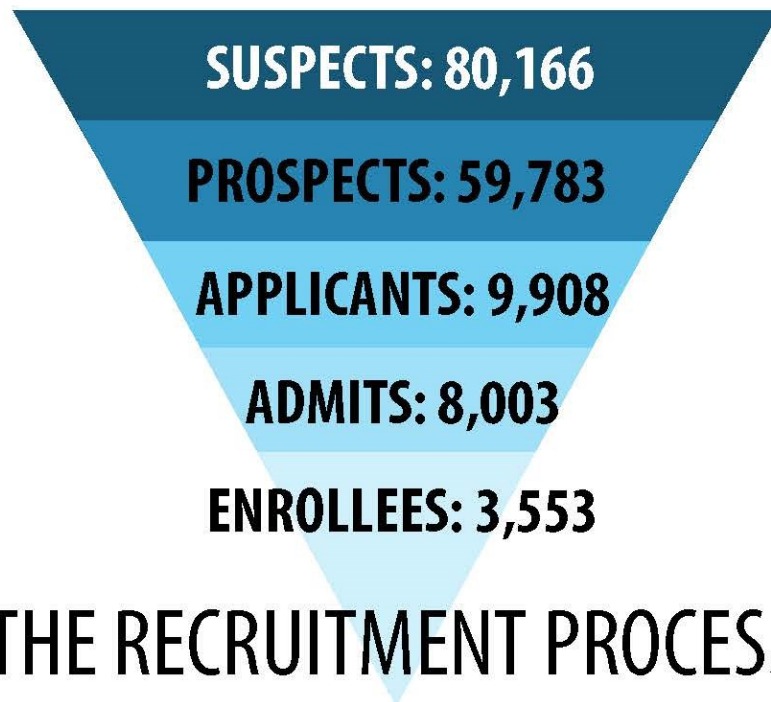
AVERAGE ACT
TEST SCORE

1081

AVERAGE SAT
TEST SCORE

44%

STUDENTS OF
COLOR



THE RECRUITMENT PROCESS

30,000 CALLS MADE LAST YEAR
2,179 STUDENTS ON CAMPUS TOURS
2,983 STUDENTS HOSTED ON
NEVADA BOUND

Residential Life, Housing and Food Services



Residential Life, Housing and Food Service provides safe, comfortable, and welcoming accommodations for all students who choose to live on campus.



University of Nevada, Reno

ResLife at University of Nevada, Reno by the Numbers

2,849
on campus
population

93.4%

fall to fall retention rate
for students in the
Living Learning
Community
in 2015.

3.14

overall GPA
of students living on campus
Academic Year 2015-2016

62%
of students
achieved a
3.0 GPA

203
students
achieved a
4.0 GPA

Fall 2015

Nearly **10%** of residents
are from Washoe County.

3,915
participants
in over
190
programs,
Fall 2015

308 first year students
participated in **10** different
Living Learning Communities.

900
Service Hours

completed by residents of
Argenta, our civic engagement
themed residence hall, in the
2015-2016 school year.

83.47%
of Fall 2015
freshmen were
retained to Fall 2016.

Academic Mentors
offered **1,004**
tutoring hours,
serving **775**
students in Fall 2015.

97.5%

of residence hall
students feel
safe and
secure in their
residence hall.

97.6%

of Ponderosa
Village residents
feel comfortable
and at home in
their apartment.

38%

of residence hall
population report
being from a diverse
background.

Joe Crowley Student Union



Every student is encouraged to make themselves at home in the Joe Crowley Student Union. It houses event spaces that can cater to any event. This building is more than just a place for events, it is a place where student can come together and study or grab a seat on a comfortable couch and hang out. It is a place where clubs across campus can meet and create new ideas. The Joe Crowley Student Union is the heart of campus and is welcoming to all students.



University of Nevada, Reno

JOE CROWLEY STUDENT UNION

2016 FACTS AND STATS

**160 Students
work for The Joe,
with an average
GPA of 3.2**

A	B+	B	B-	C+
4.0	3.7	3.2	3.0	2.7

**Ethnic Diversity of Joe's
Student Employees**



- 1% Pacific Islander
- 9% Asian
- 11% Multiethnic
- 13% Black
- 18% Hispanic
- 47% White

The **busiest** day
at the Joe is the
first day of the
Fall Semester
18,045 visitors

**14 Administrative
Staff born in
FIVE different
countries**



23,708
rooms
booked at
The Joe

**Largest Event
of Fall 2016**
1,376 attendees
Part Time Job &
Internship Fair



The Joe has
conserved
478,947
pounds of CO₂
since opening



**744 pounds
of popcorn
popped**

2,038,793
total visitors



Admissions and Records

Admissions and Records serves many transactional needs of students at the University of Nevada, Reno. Housed within Admissions and Records is Records and Registration, Athletic Eligibility and Degree Audit and Transfer Articulation.



University of Nevada, Reno

2016: RECORDS and REGISTRATION

PROVIDING EXCEPTIONAL SERVICE...



TRIAGE & ANSWER
5,085
E-MAILS
EACH MONTH



TO A THRIVING INSTRUCTOR POPULATION

1886
2
2016
1,579

...MANAGING PROGRAMS & SERVICES

9,844

TOTAL FACULTY WHO HAVE EVER COMPLETED FERPA TRAINING

ORGANIZE 140 USER E-MAIL MANAGEMENT SYSTEM



ADVANCE REGISTER 3,400 STUDENTS FROM ACROSS THE GLOBE FOR FALL 2016

18,500 AVERAGE NUMBER OF CLASS SECTIONS OFFERED PER YEAR

MAINTAINING STUDENT RECORDS...

PROCESS
1,500+
TRANSCRIPTS
EACH MONTH

465,058
TOTAL STUDENT & APPLICANT FILES TO DATE

7,500
RESIDENCY
EVALUATIONS
CONDUCTED
EACH YEAR

11 to 87
FALL 2016 STUDENT AGE VARIATION

740,000 GRADES PROCESSED ANNUALLY

2016 ATHLETIC ELIGIBILITY

..... GRADUATION BY THE NUMBERS

978

AVERAGE ACADEMIC
PROGRESS REPORT
RATE

79%

6-YEAR GRADUATION
RATE FOR ATHLETES
ADMITTED IN FALL 2008

748

GRADUATED
ATHLETES
SINCE 2006

400+

ATHLETES CERTIFIED FOR
COMPETITION EACH SEMESTER

STUDENT ATHLETES
ARE ADVISED TO
COMPLETE 30
CREDITS EACH
YEAR.

RECONCILE **OVER 200** STUDENT-
ATHLETES PROGRESS TOWARD DEGREE
EACH YEAR WITH DEGREE AUDIT STAFF.

35 TRANSFER EVALUATIONS
FOR PROSPECTIVE
STUDENT-ATHLETES LAST YEAR.

49

CURRENT ATHLETES
ARE TRANSFER
STUDENTS

164

CURRENT ATHLETES IDENTIFIED
AS UNDERREPRESENTED
MINORITIES

58

CURRENT ATHLETES
ARE INTERNATIONAL
STUDENTS

2016

Degree Audit & Transfer Articulation

Working in **Collaboration** with more than **250** Academic Advisors campus-wide

13% DECREASE

in 2015-16 processing time from Advisor submission of exceptions and course substitutions to entry in Student Records



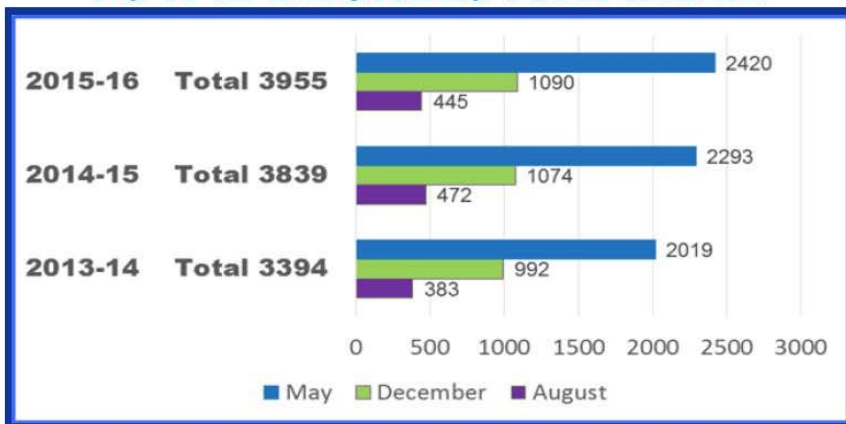
- **471** transfer agreements with **NSHE** schools,
- **700+** agreements with institutions in CA & OR,
- **6,076** new course equivalencies in **TES** automating transfer units,
- all as of **September 2016**



2.63 DAYS

Average time between requests for changes in student records and processing

TOTAL DEGREES AWARDED



More than **56,000** transfer courses evaluated and processed by articulation staff 2015-16

127 undergraduate degrees

95 minors coded in PeopleSoft

7,646

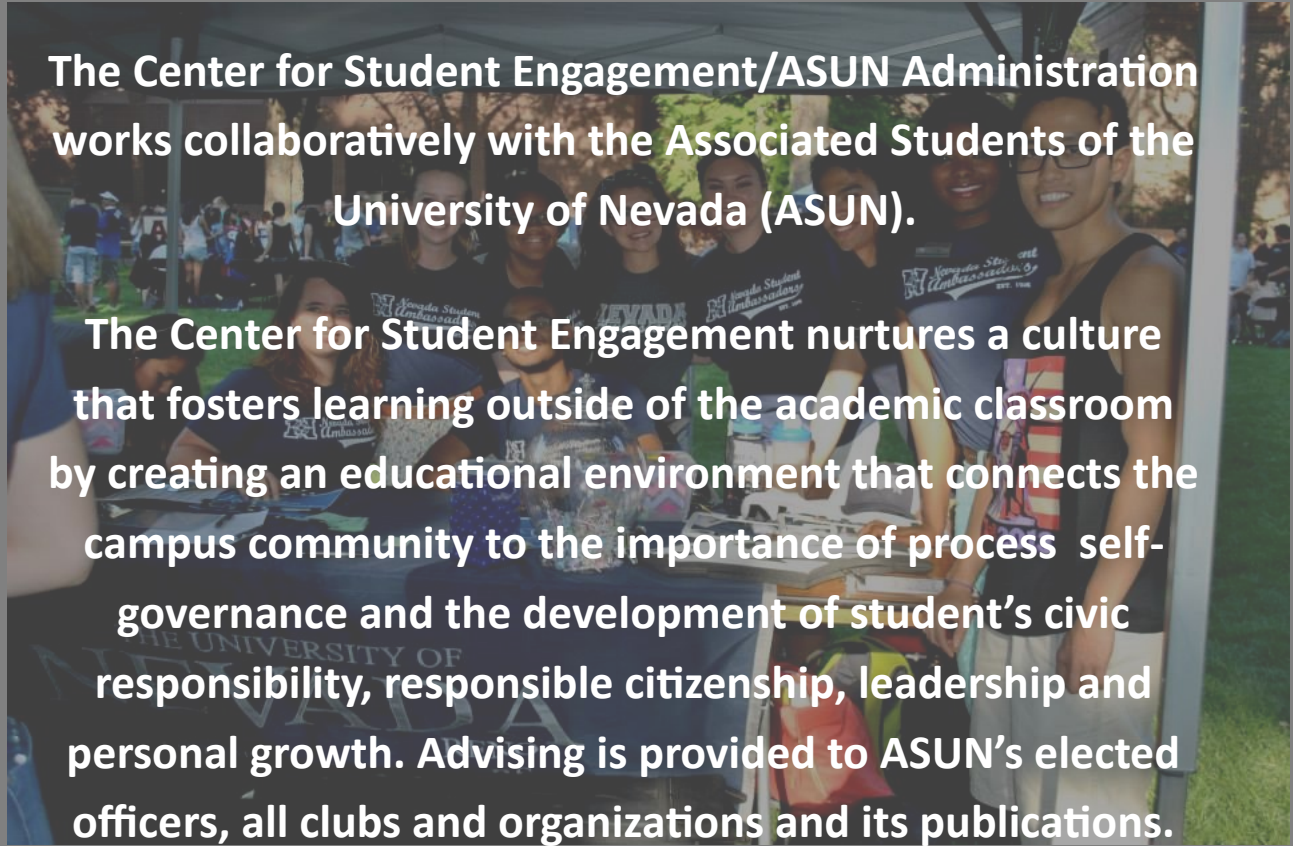
Course substitutions, exceptions, waivers, changes processed 2015-16

967 revisions and new programs completed in **CURRICULOG** 2015-16

The Center for Student Engagement

The Center for Student Engagement/ASUN Administration works collaboratively with the Associated Students of the University of Nevada (ASUN).

The Center for Student Engagement nurtures a culture that fosters learning outside of the academic classroom by creating an educational environment that connects the campus community to the importance of process self-governance and the development of student's civic responsibility, responsible citizenship, leadership and personal growth. Advising is provided to ASUN's elected officers, all clubs and organizations and its publications.



University of Nevada, Reno

#iLEAD NEVADA



STUDENT
ENGAGEMENT



University of Nevada, Reno

2016



#iLEAD
NEVADA



37

Community Partners

9

National University Partners

14

National Conference Presentations

Fall 2016
Collaboration



2

National Designations

2,034

Individual Volunteers

2,773

Volunteers Hours



286

Clubs

Campus



Escort

46,777

Safe Rides

25
Blood Drives

3,000

Lives Saved



1,395

Student Connections

Fall 2015/Spring 2016



2016 MLK Day of Service
One-Word Reflection

7 Websites

332,493

Views

Jan 2016- Oct 2016

\$11,365

Donated for 2016
DogFest Walk 'n Roll

ASUN Center for Student Engagement

Disability Resource Center

The Disability Resource Center ensures that students with disabilities have equal access to participate in, contribute to, and benefit from all university programs.

The goal of the department is to act as a catalyst for the elimination of both attitudinal and architectural barriers that present themselves throughout the university community. The Disability Resource Center supports students with disabilities in achieving their goals and strengthening a climate of campus diversity.



University of Nevada, Reno



Disability Resource Center 2016

1,688



Total Active DRC Students

81% of fall 2015 freshmen were retained to fall 2016.

114 Unique Disabilities Served

Alternative Media

- *365 Unique Course Requests
- *321 Individual Books Processed
- *635 Class Materials Processed

Alternative Testing

- *4576 Exams Proctored
- *6187:23 Proctored Hours
- *1706 Unique Course Sections

Typewell Transcription

- * 6,726 Classroom Hours



Assistive Technology

Deployed 4 New Technologies:

- * Sonocent Audio Notetaker
- * Sonocent Recorder
- * Anoto Live PDF
- * TextHelp's Read & Write Gold

Note-taking

- * 67 Individual Courses
- * 3,168 Classroom Hours

Academic Accommodations

- * 5,758 Individual Classroom Accommodations

Academic Accommodations

- *1,012 Individual Student Requests for Classroom Accommodations

Aces Program

- *1st Year Freshman Experience
- *3.32 AVG/GPA for all participants after spring semester



Peer Mentor Program

- *Mentor/Mentee relationship building and networking program
- *90% Retention Rate for all participants

Nevada Wolf Shop



The Nevada Wolf Shop is a non-profit organization powered and owned by the students of the University of Nevada, Reno. All profits give back to the pack to fund scholarships and make the materials students need for class more affordable and tax free. In addition to class needs the Nevada Wolf Shop offers a variety of Nevada gear and other gifts and merchandise. The Nevada Wolf Shop can be found in the Joe Crowley Student Union.



University of Nevada, Reno

NEVADA WOLF SHOP STUDENT EMPLOYMENT

POWERED BY STUDENTS

\$628,000 STUDENT WAGES



\$250,000
ANNUALLY
TO

AS
UN

1ST GENERATION

1/2 STUDENTS

3.0

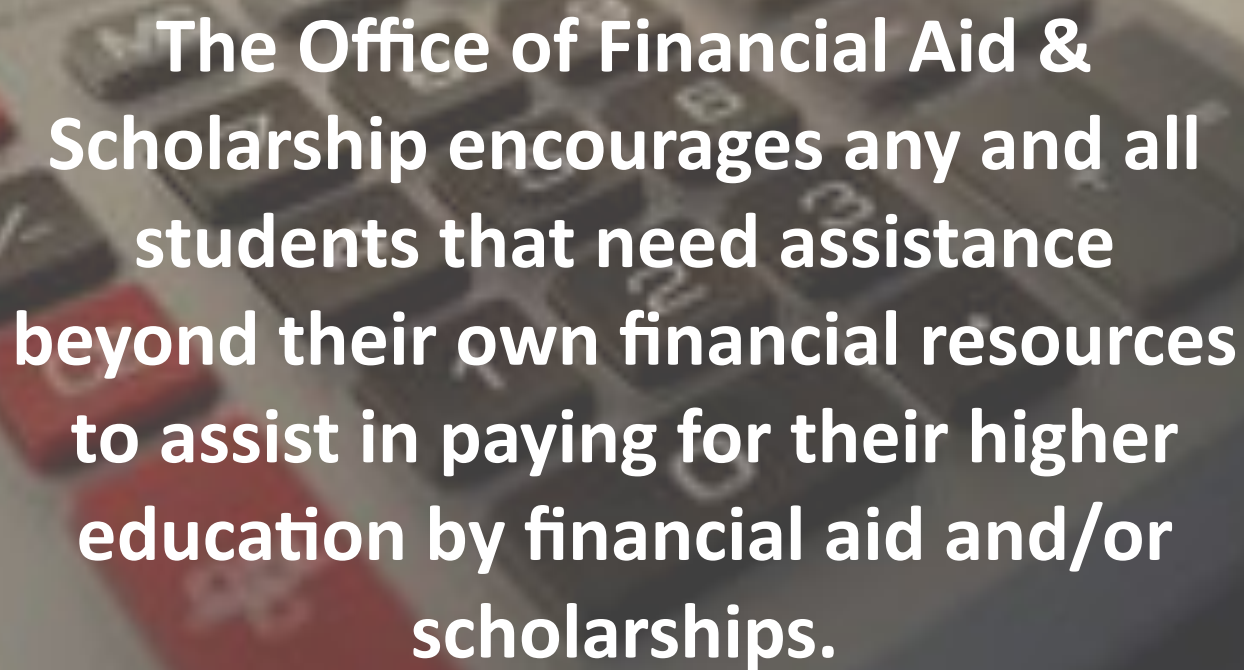
GPA AVERAGE

58%
DIVERSE

PROFIT 5+
SHARES WITH
ORGANIZATIONS/DEPARTMENTS

SUPPORTS
43+ STUDENTS
ORGANIZATIONS/DEPARTMENTS

The Office of Financial Aid and Scholarships



The Office of Financial Aid & Scholarship encourages any and all students that need assistance beyond their own financial resources to assist in paying for their higher education by financial aid and/or scholarships.



University of Nevada, Reno

OFFICE OF FINANCIAL AID AND SCHOLARSHIPS: FALL 2016 INFORMATION

\$150M IN TOTAL AID FOR 2016-2017...



SCHOLARSHIPS



GRANTS



LOANS

\$11,500

AVERAGE
FINANCIAL AID
AWARD

SOURCES OF FUNDS

15% 13% 66% 6%

INSTITUTIONAL STATE FEDERAL PRIVATE

72% OF STUDENTS RECEIVE
FINANCIAL AID

62%
OF NEW FRESHMEN RECEIVE THE
MILLENNIUM SCHOLARSHIP

OVER 100 FINANCIAL AID
PRESENTATIONS ARE
OFFERED **ANNUALLY**

OVER 7,000 STUDENTS TOOK PART
IN **FINANCIAL LITERACY**
PROGRAMS SINCE 2014

5.2% IS OUR LOAN
DEFAULT RATE...

...NATIONALLY,
IT'S **11.3%**...

...AND NEVADA'S
AVERAGE IS **12.7%**

STUDENTS RECEIVING
THE PELL GRANT
IN 2015-2016

30%

40% OF
UNDERGRADUATES
TAKE OUT STUDENTS LOANS

**LET'S TALK
LOANS.**

- 2016 SCHOLARSHIPS -

SCHOLARS ON CAMPUS IN FALL 2016

344

PRESIDENTIAL
SCHOLARS



49

NATIONAL MERIT
SCHOLARS



9

NATIONAL HISPANIC
RECOGNITION SCHOLARS



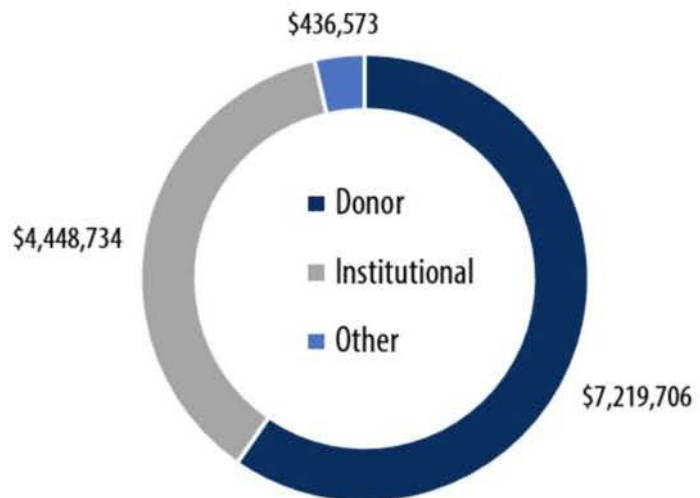
GRADUATE
\$34,000

**LARGEST
SCHOLARSHIP
AWARDS**

UNDERGRAD
\$21,300

\$2,000
AVERAGE
SCHOLARSHIP
SIZE

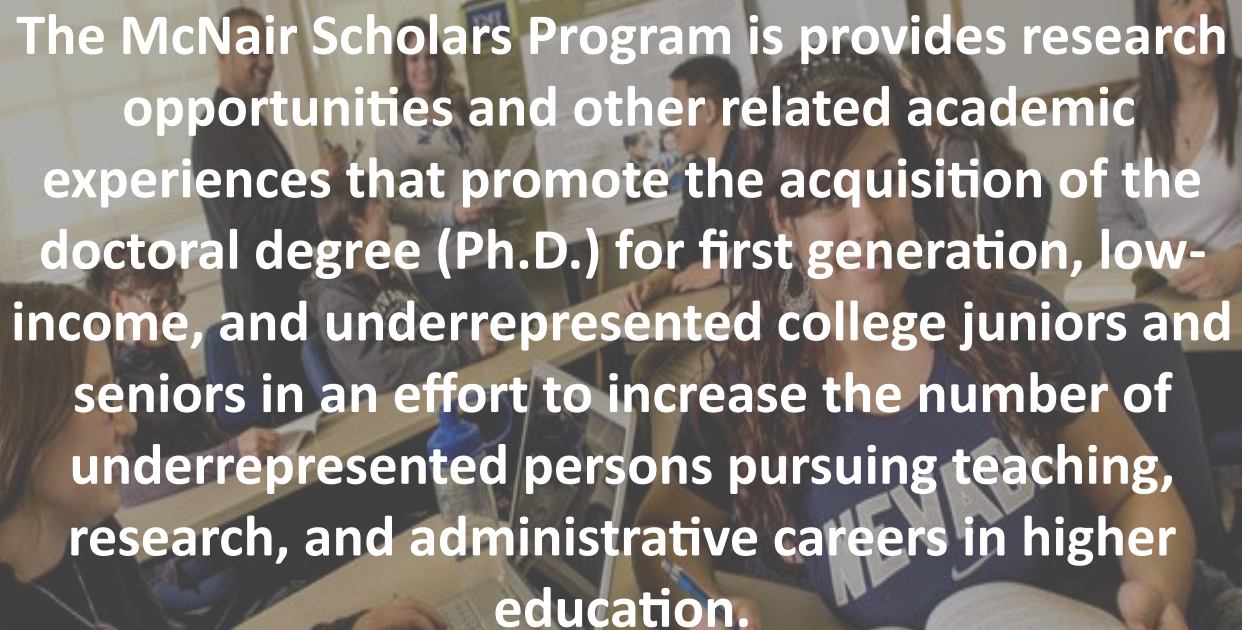
1,011
DONOR
SCHOLARSHIPS



\$12.1M IN SCHOLARSHIPS
AWARDED AT 9/16/16 AND GROWING!



McNair Scholars Program



The McNair Scholars Program provides research opportunities and other related academic experiences that promote the acquisition of the doctoral degree (Ph.D.) for first generation, low-income, and underrepresented college juniors and seniors in an effort to increase the number of underrepresented persons pursuing teaching, research, and administrative careers in higher education.



University of Nevada, Reno



University of Nevada, Reno

McNair Scholars-2016

Post-Baccalaureate Achievement Program

About

Since 2003, The McNair Scholars Program at Nevada has provided research and academic experiences that support the acquisition of a Ph.D. for first-generation, income-qualified, and underrepresented undergraduates.



27

Students Served Annually

79%

First-Generation & Low-Income

2015-2016 Cohort

\$237,930


Annual Funding from the U.S. Department of Education

Services

- 8 Week Summer Research Program
- Faculty Mentoring
- Academic and Personal Support
- Travel to Conferences
- GRE Preparation
- \$3,500 Stipend
- Admission Assistance
- Financial Aid Assistance



unr.edu/mcnair
(775) 784-6044
mcnair@unr.edu



Outcomes



100%

4 Year Graduation Rate
2012 1st time freshman cohort

91%

Of Participants Enrolled in Graduate School
2016 Graduating Senior Cohort

Alumni

6

Ph.D.'s Earned

50

Alumni in Grad School



61

Masters Degrees Earned

31

Alumni Enrolled in Ph.D. Programs



46

Schools Attended by Alumni Including:

Colorado, Columbia, Emory, Georgia Tech, Indiana, Michigan, Minnesota, Northwestern, NYU, Ohio State, Oregon, Oregon State, Penn State, Purdue, Syracuse, Texas, UC Davis, UC San Diego, UC Santa Barbara, USC, Vanderbilt, Virginia Tech, Washington, Washington State, and Wisconsin.

32%

Attend the University of Nevada, Reno

The Office of International Students and Scholars

The Office of International Students and Scholars works with students, scholars and community members to help enrich international students and scholar's study and research at the University of Nevada, Reno.

The Office assists students and scholars with their admission process, a smooth transition form their home country, a better understand of policies and procedures with visa status, understanding university policies and procedures, expertise on federal laws and intercultural understanding.

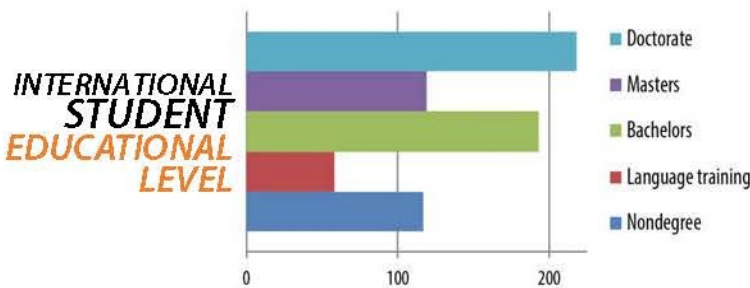


University of Nevada, Reno

2016 OFFICE OF INTERNATIONAL STUDENTS & SCHOLARS



652 STUDENTS FROM **74** COUNTRIES



TOP 3 INTERNATIONAL STUDENT MAJORS

undergraduate

1. Business Administration
2. Mechanical Engineering
3. Computer Science & Engineering

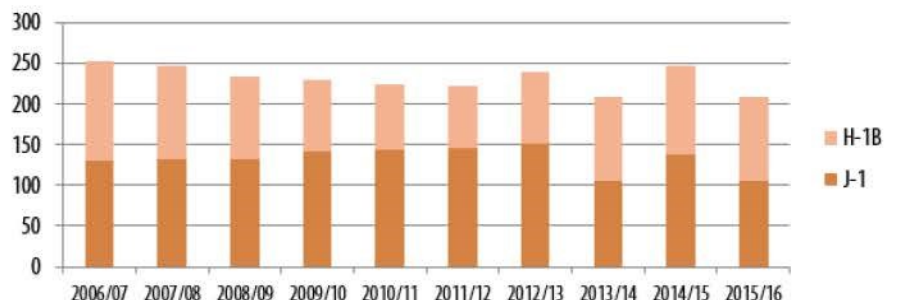
graduate

1. Computer Science & Engineering
2. Civil & Environmental Engineering
3. Chemistry

OVER 100

INTERNATIONAL STUDENTS CONTINUE TO BE SERVICED BY OISS WHILE ON OCCUPATIONAL PRACTICAL TRAINING

A 10-Year Look at Scholar Visas at the University



Nevada First in the Pack

Nevada First in the Pack is a program that helps first-generation college students succeed in obtaining a college degree. First-generation students are students in families where neither parent has graduated from a 4-year college or university. Being a first-generation scholar is a unique and proud accomplishment. The First in the Pack program is open to incoming first-time, full-time freshmen.

It includes peer mentor support, expanded fall retreat, spring retreat, managing the academic life, enrollment and financial aid support, summer support, events and socials to support networking, career exploration, assistance navigates campus resources, support in transitioning to college, help managing time and money, FASFA assistance and scholarships, assistance in solving college problems, academic progress reports to identify needs, exclusive access to college workshops and ACE 100 course exclusive to First in the Pack students.



University of Nevada, Reno

FIRST IN THE PACK

Coaching students who aspire to be their family's first college graduate.

2015-2016 OUTCOMES


ACHIEVED GOALS



New partnership with the College of Science incorporating peer mentorship and strengths-based advising



Increase fall-to-fall retention among First in the Pack students to 90%



Improve student-to-coach time with an average of 108 face-to-face contacts each month

STUDENTS SAY

"They act as a second family especially if you're up here by yourself. You can tell the coaches practically anything and they'll give you the best advice possible"

"I felt lost when I entered college and this program help me not feel so confused. I t helps that there were people who we could talk to or ask questions to."

"It really helped me grow confidence."

15-TO-FINISH



91% enrolled in 15 credits during the fall semester

93% of those enrolled in 15 credits completed 15 credits

FALL 2016 SERVING 145 STUDENTS

- 16—College of Agriculture, Biotechnology and Natural Resources
- 9—College of Business
- 8—College of Education
- 13—College of Engineering
- 20—College of Liberal Arts
- 45—College of Science
- 23—Division of Health Science
- 3—Reynolds School of Journalism
- 8—Undecided

TRiO Scholars Program



University of Nevada, Reno

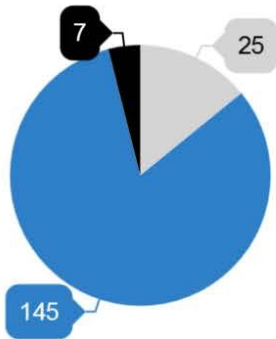
The TRiO Scholars Program

2016

We believe that students from all socioeconomic levels should have equal opportunity to obtain a post-secondary education. We are funded to serve 175 students annually.

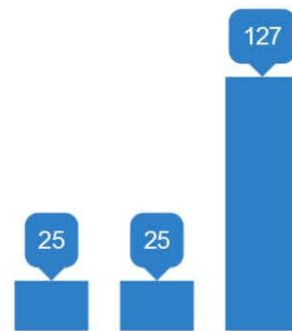
2017

Scholars Served in the Program Academic Year 2016-2017



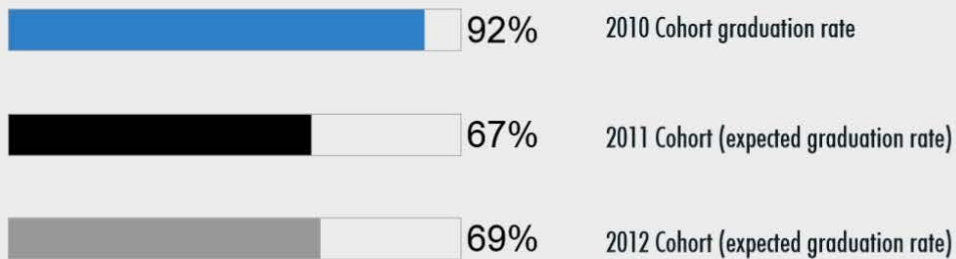
82% of the students served in our program are both First Generation and Income Qualified. 14% are First Generation only. 4% are Income Qualified only.

Breakdown of Scholars in our Program Academic Year 2016-2017



14% First Time, Full Time Freshmen
14% Transfers/ New Continuing
72% Returning Scholars

Graduation Rates of our Scholars (6 Year Rate)

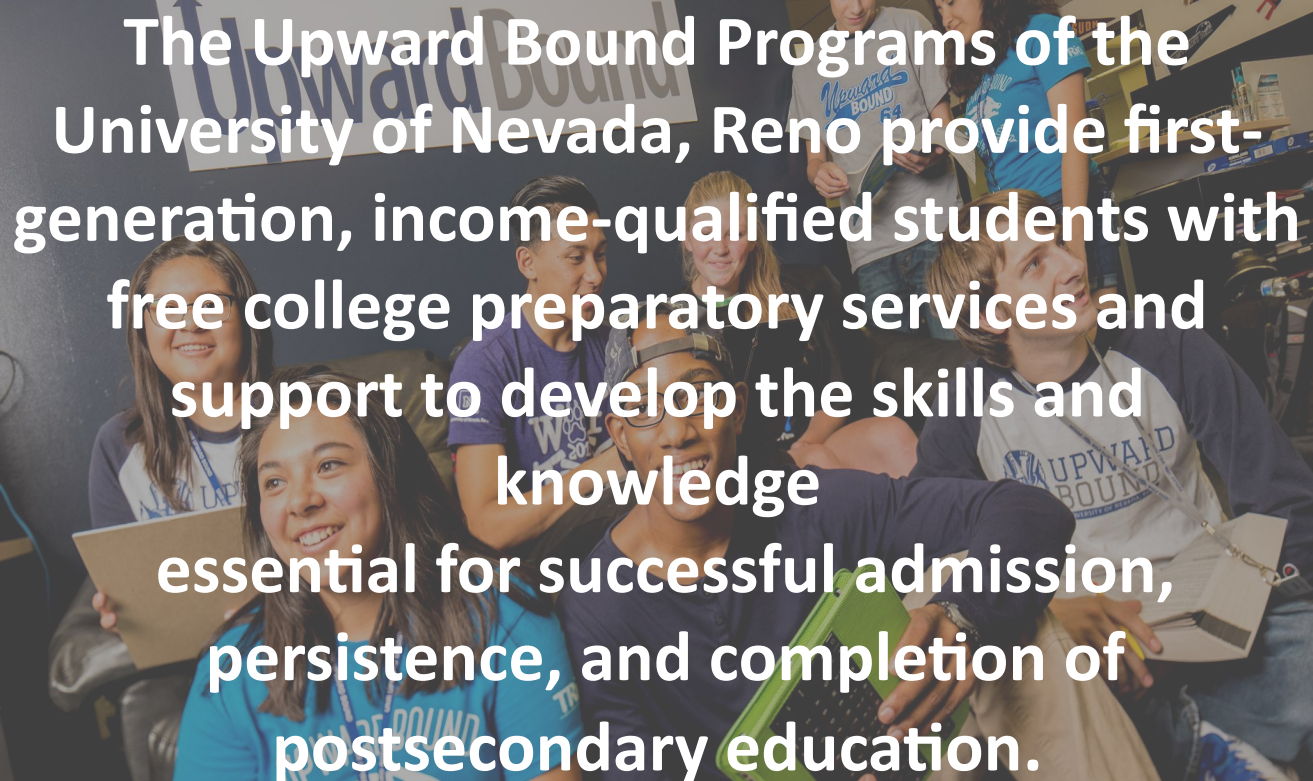


TRiO Scholars Annual Federal Goals Achieved (from 2015 to 2016)



Our annual goal for persistence was 78%. We retained 91% of our Scholars. Our annual goal for academic performance was 85%. 99% of our Scholars are currently in good academic standing.

Upward Bound Programs



The Upward Bound Programs of the University of Nevada, Reno provide first-generation, income-qualified students with free college preparatory services and support to develop the skills and knowledge essential for successful admission, persistence, and completion of postsecondary education.



University of Nevada, Reno

Upward Bound Programs

at the University of Nevada, Reno in 2016

The University's three federally-funded Upward Bound Programs provide free college preparatory services to first-generation, income-qualified high school students from six target high schools in Washoe and Lyon counties.



100%

of participants continued on at the next grade level or graduated high school in 2016



86%

of participants who graduated enrolled in a postsecondary institution for fall 2016



186

students served by the three federally funded Upward Bound TRiO grants

50 students in the Northwest Grant, 50 students in the Truckee Grant, 86 students in the Washoe Grant



over \$200,000

in scholarship funds earned by the 27 Upward Bound graduates who matriculated to the University of Nevada, Reno for fall 2016



6,247

hours of tutoring, SAT/ACT prep, and writing assistance provided by Upward Bound in the 2015-16 academic year

Veteran Services

The Veteran Services Office is a liaison to the U.S. Department of Veterans Affairs for veteran and veteran related education benefits.

Veterans Service now houses the Nevada Military Support Alliance Veterans' and Military Center (VMC) in the Pennington Student Achievement Center. The VMC operates on a student-led model, incorporating the leadership of students with prior military experience, and creates an environment of personal success. It expands the Veteran Services' capabilities by offering programs to assist with academic integration, and other services to advance students toward graduation while building professional opportunities.

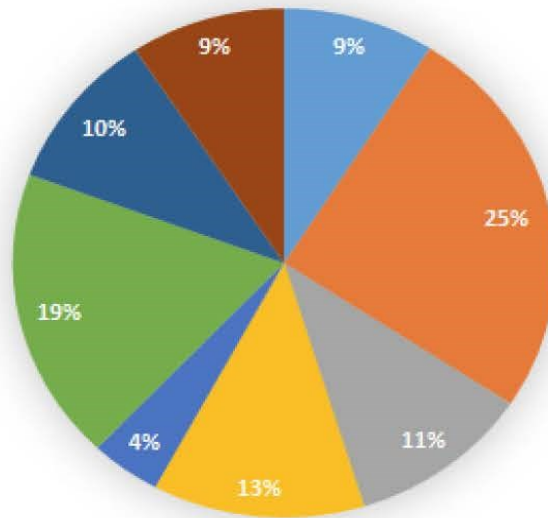


University of Nevada, Reno

Veteran Services Office



Fall 2016 New Veteran Enrollment By College



■ CABNR
 ■ Liberal Arts
 ■ Business
 ■ Health Sciences
 ■ Education
 ■ Engineering
 ■ Interdisciplinary
 ■ Science

68% of Fall 2015 students using VA Education Benefits were retained to Fall 2016

Over **500** students used VA Education Benefits in 15 - 16

5,300 courses certified for VA Education Benefit Payment

Managing Programs & Services....
 Vet2Vet Mentoring
 Career Concierge
 VetSMART Training
 1 on 1 In-processing
 At-Risk Retention



2016 Cohort:
40% Transferred
12% in Graduate Programs
3% 2nd Bachelor
45% First Year Students

VET2VET

→ Pairs new students with other veterans to help successfully transition them to the University

Counseling Services



Counseling Services provides psychological services to University of Nevada, Reno students to support and facilitate their personal and academic success and development.

Counseling Services also develops and offers prevention and consultation services to assist the university community in maintaining a safe and supportive educational environment.



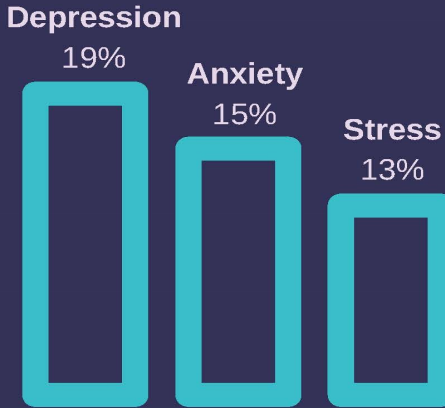
University of Nevada, Reno



Counseling Services 2016

University of Nevada, Reno

Why Do Nevada Students Go to Counseling?



1,451

University students attended counseling appointments in 2015 - 2016



RESEARCH



In 2014, Counseling Services received two National Institute of Mental Health (NIHM) grants totaling over \$1 million to provide services to UNR students struggling with suicidality and related risk factors.



806

Hours of Outreach were provided by clinicians in 2015 - 2016, including the Take 5 program

8,266

Counseling appointments were attended in 2015 - 2016

FREE

Interactive activities to reduce stress with Take 5 program

Office Info



Pennington Student Achievement Center
Suite 420
(775) 784-4648

www.unr.edu/counseling



Who Attends Counseling in 2016?

It's confidential. We can not say. However, our clients are as diverse as the student body.

Students identified as
76% Heterosexual, 8.2% LGBTQ,
1% Native American, 2% Other,
2.5% International,
4% African American, 8% Multi-Racial,
9% Asian American & Pacific Islander,
13% Latina/Latino, and 63% White

20

Published peer-reviewed papers in last 5 years

Training the Next Generation of Counselors



Largest Non-Academic Department Counselor Training Program in Nevada

Successful training program since 2011

88%

Postdocs from out of state

75%

Stayed working in Nevada after program completion

100%

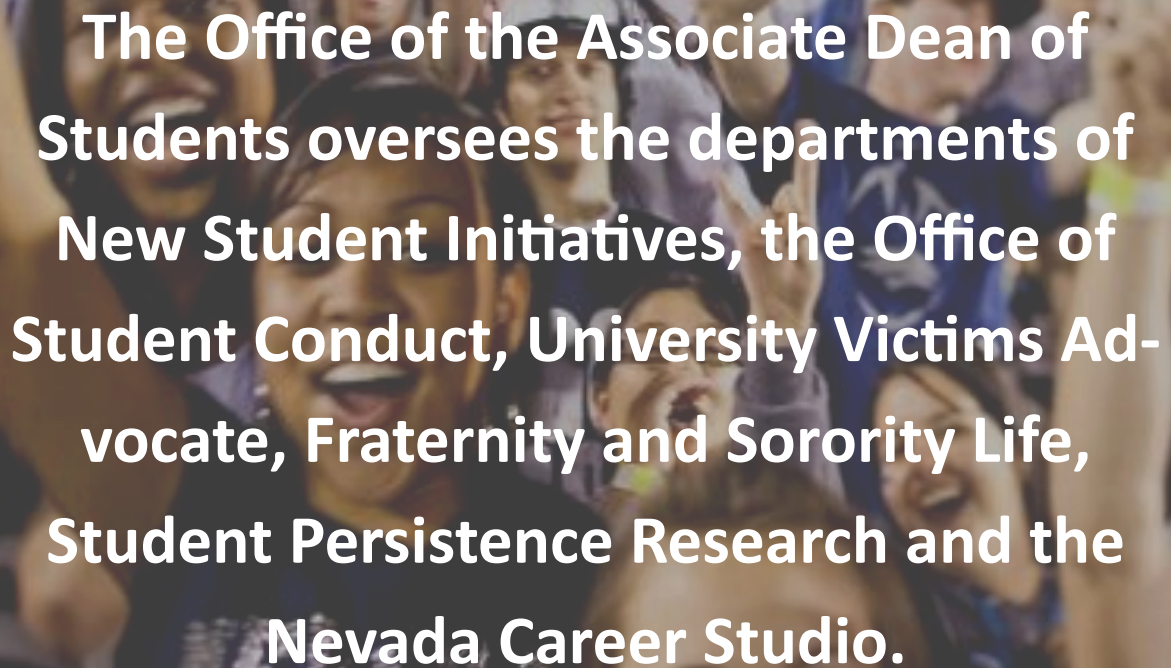
Passed the standardized Psychology and Clinical Social Work License Exam

887

Attended

Group Therapy appointments in 2015 - 2016

The Office of the Associate Dean of Students



The Office of the Associate Dean of Students oversees the departments of New Student Initiatives, the Office of Student Conduct, University Victims Advocate, Fraternity and Sorority Life, Student Persistence Research and the Nevada Career Studio.



University of Nevada, Reno



Office of The Associate Dean of Students

Division of Student Services, Student Life Services - Data from 2016

Student Persistence Research

100+ Student Learning

Outcomes developed and assessed
in partnership
across the division.



Campus Victim Advocate

54 students

assisted through
University Victim
Advocate Services

Addressing issues of interpersonal violence and sexual assault.

Fraternity & Sorority Life

12% on Nevada
undergraduates
belong to a sorority/
fraternity.

A University historical high.

Career Studio

2500+ students
connected to 229
employers at Job Expos



New Student Initiatives

3,517/98% of first year
students attended
Orientation.

ORIENTATION 

Student Conduct

400+ students participated
in alcohol and other drugs
educational programs.



Associate Dean of Students

\$55,000 spent helping
students through ASUN

Tuition Fund partnership

Campus Recreation and Wellness	http://www.unr.edu/campusrec
The Center. "Every Student. Every Story."	http://www.unr.edu/cultural-diversity
The Office for Prospective Students	http://www.unr.edu/admissions
Residential Life, Housing and Food Services	http://www.unr.edu/housing
Joe Crowley Student Union	http://www.unr.edu/union
Admissions and Records	http://www.unr.edu/admissions
The Center for Student Engagement	http://www.unr.edu/student-engagement
Disability Resource Center	http://www.unr.edu/drc
Nevada Wolf Shop	http://www.nevadawolfshop.com/
The Office of Financial Aid and Scholarships	http://www.unr.edu/financial-aid
McNair Scholars Program	http://www.unr.edu/mcnair/
The Office of International Students and Scholars	http://www.unr.edu/oiss
Nevada First in the Pack	http://www.unr.edu/firstinthepack
TRiO Scholars Program	http://www.unr.edu/trio
Upward Bound Programs	http://www.unr.edu/upward-bound
Veteran Services	http://www.unr.edu/veteran
Counseling Services	http://www.unr.edu/counseling
The Office of the Associate Dean of Students	http://www.unr.edu/student-services/student-life-services/associate-dean



University of Nevada, Reno