


Performance Metrics

Board of Regents – March 2017



University of Nevada, Reno



WHO WE ARE

- National Tier 1 University* remarkable for
 - culture of student success
 - world-improving research
 - community engagement
- 4,200 graduates each year
- Carnegie: doctoral, arts and sciences/professions balanced, research R-2
- Emerging Hispanic Serving Institution
- Military Friendly
- NCAA Division 1A



BIG GOALS

Respond to enrollment growth with quality, experiential learning and move toward a student-to-faculty ratio of peer median, 18:1

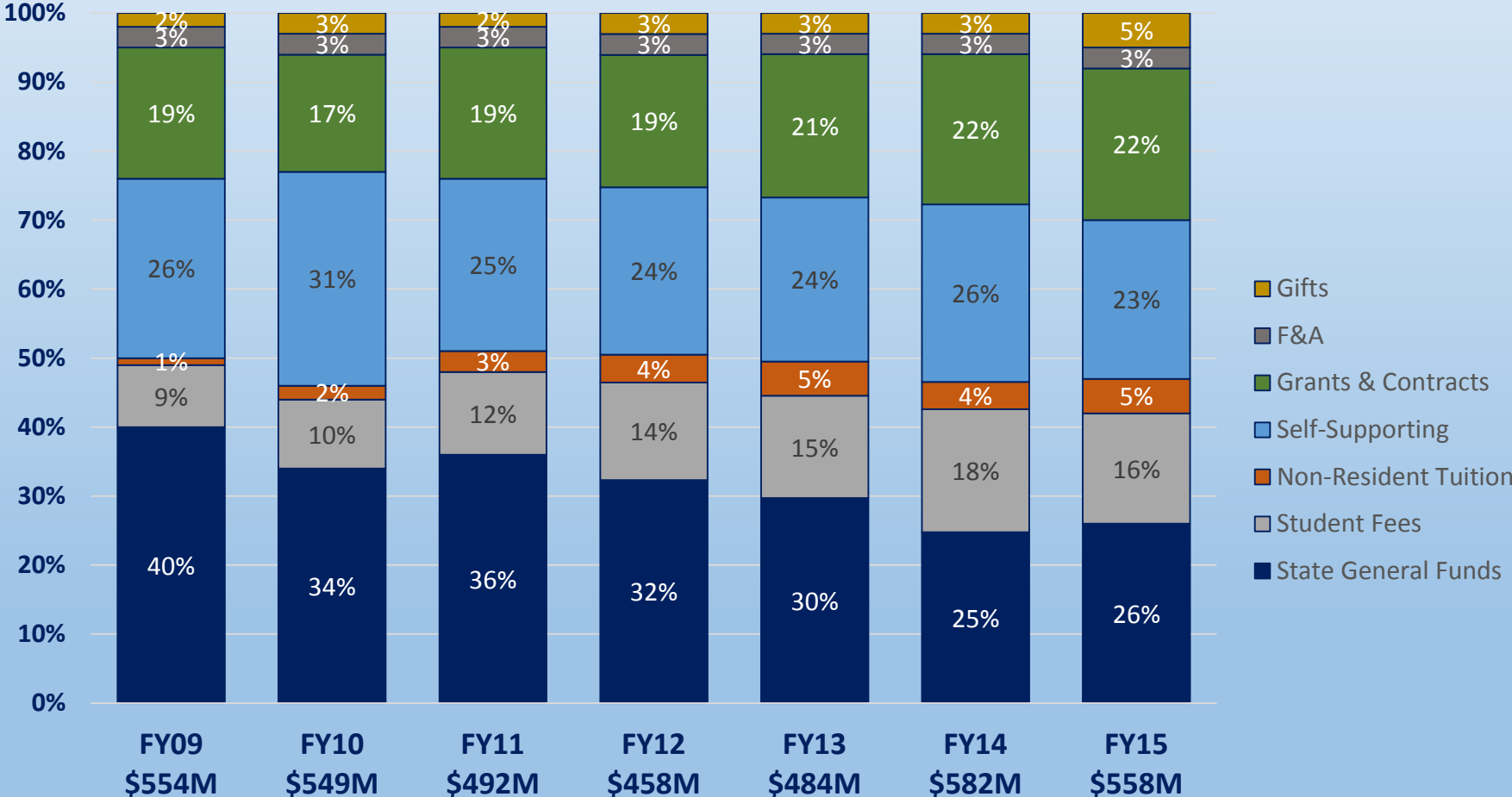
High impact research university measured by the Carnegie classification R-1

Serve as a pillar of economic development in the New Nevada



REVENUE

University of Nevada, Reno Gross Revenue Sources: All Funds

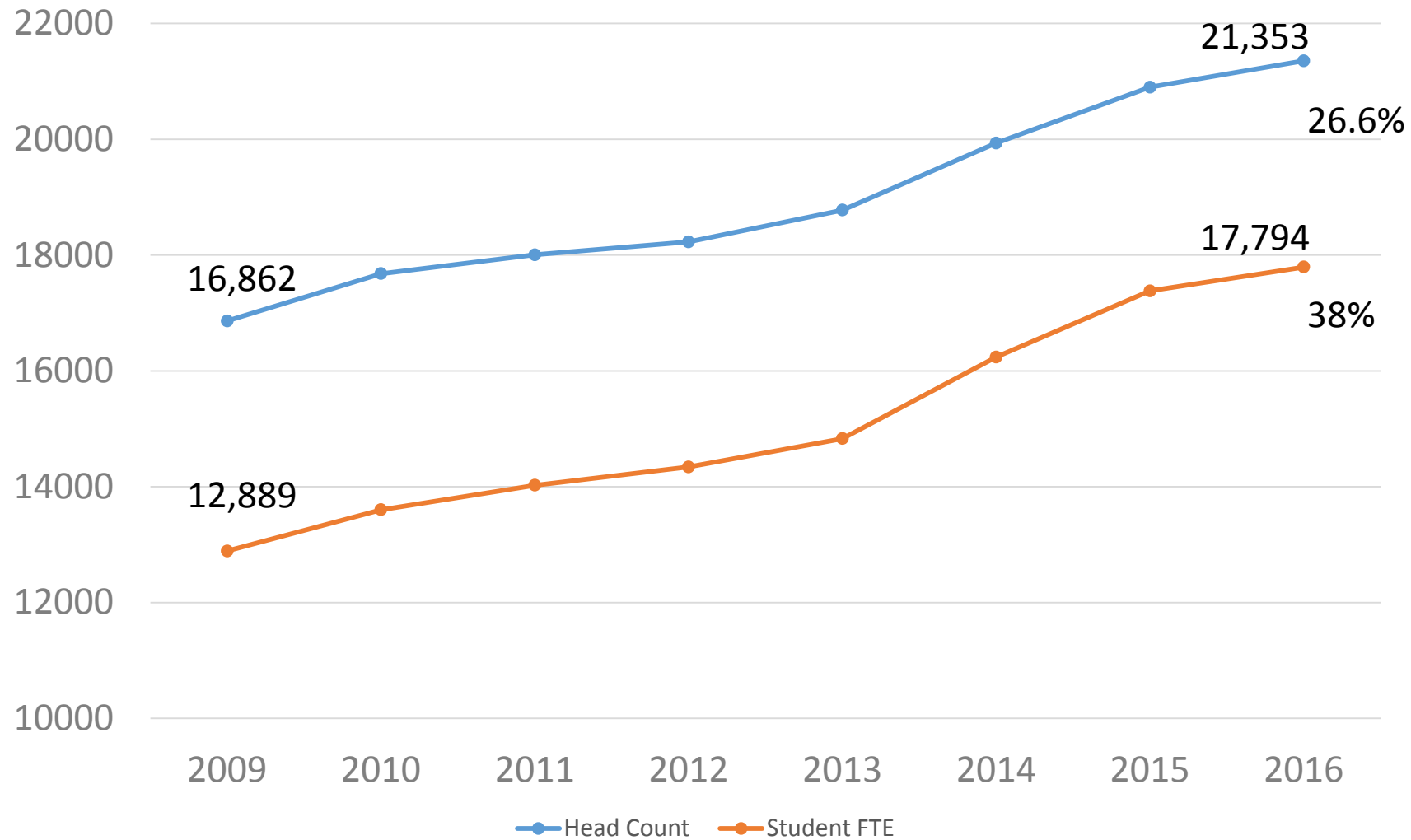


IPEDS Annual Financial Reports



University of Nevada, Reno

High Impact Research University - Enrollment




NEW ACADEMIC FACULTY

Goal for Fall of 2014 to Fall of 2020: 400 new faculty

- Positions allocated for Fall of 2014 – 30
- Positions allocated for Fall of 2015 – 41
- Positions allocated for Fall of 2016 – 60
- Positions allocated for Fall of 2017 – 36
- Total allocated positions – 167



University of Nevada, Reno



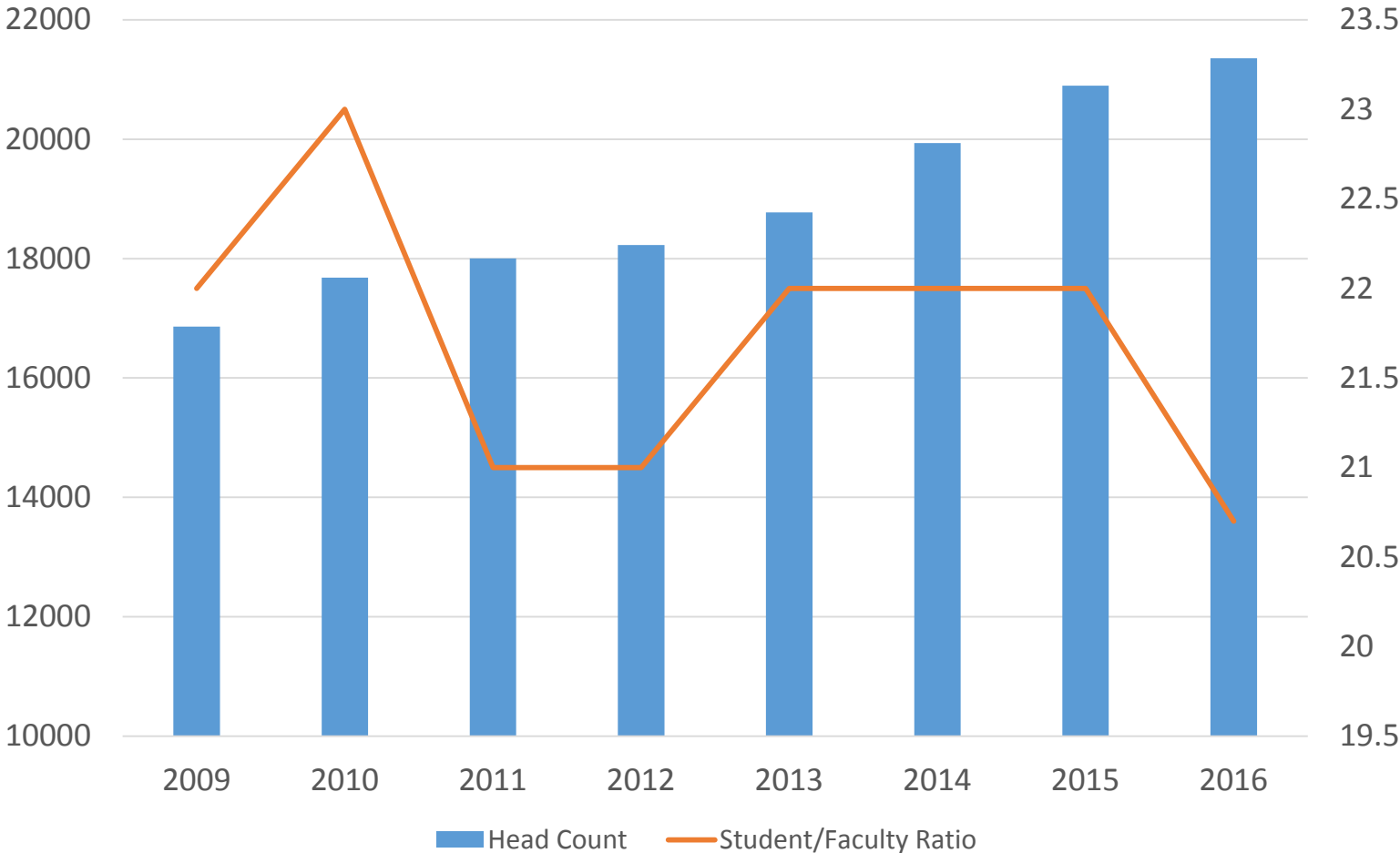
High Impact Research University – Academic Faculty

	2009-10	2010-11	2011-12	2012-13	2013-14	2014-15	2015-16	2016-17
Tenured/Tenure Track Academic Faculty	508	473	452	457	463	458	501	541
Lecturers Non-Tenure Track Faculty	86	81	112	107	109	110	113	130
Total Academic Faculty	594	554	564	564	572	568	614	671
Student to Faculty Ratio	22	23	21	21	22	22	22	20

Focus on hiring full-time, quality faculty to maintain student to faculty ratio and quality learning outcomes.



High Impact Research University – Enrollment



Student to faculty ratio is reduced while enrollment grows.



High Impact Research University - Diversity

	2009-2010	2016-2017	Change	Student Population
American Indian/Alaska Native	154	158	2.6%	0.7%
Asian American/Pacific Islander	1,093	1,642	50.2%	7.7%
Black Non-Hispanic	425	677	59.3%	3.2%
Hispanic/Latino	1,735	3,954	127.9%	18.5%
Multiethnic	516	1,250	142.2%	5.9%
<i>Students of Color</i>	3,923	7,681	95.8%	36.0%
White Non-Hispanic	12,058	12,591	4.4%	59.0%
Non-Resident Alien/Unknown	881	1,081	22.7%	5.1%

Diversity continues to increase providing a more enriching learning environment.



High Impact Research University - Diversity

	2009-2010	2015-2016	2016-2017	Change 09 - 16	Student Population
International	648	717	644	-0.6%	3.0%
Pell Grant*	2,661	4,920	4,545	70.8%	25.5%
Disability	630	1,007	1,650	161.9%	7.7%
Veterans	426	554			

Diversity continues to increase providing a more enriching learning environment.

*Applies to undergraduate students only



High Impact Research University - Admission

	2009-10	2010-11	2011-12	2012-13	2013-14	2014-15	2015-16	2016-17
Average Freshman ACT Score	22.8	22.8	23.3	23.4	23.4	23.4	23.7	23.6
Average High School GPA	3.35	3.33	3.30	3.35	3.37	3.37	3.38	3.38
Freshmen Special Admits	312	377	367	129	107	98	132	70
Presidential/National Merit			189	230	264	306	350	388

Students arrive increasingly better prepared.



TRiO Scholars

- 175 students: Academic counseling, tutoring, advise
- Fall '15 to Fall '16 retention: 99%
- Continuing good academic standing: 98%
- 6-year graduation rate (2010-11 cohort): 74%



University of Nevada, Reno



McNair Scholars

- Encourages graduate school; research experience
- Spring '16 BS/BA graduates continuing in graduate school: 91%
- Participated in undergraduate research: 100%
- Publishing a completed research paper: 100%
- Average GPA: 3.67



University of Nevada, Reno

150 Million in Student Financial Aid

- Types:
 - Scholarships: 20%
 - Grants: 25%
 - Loans: 55%
- Sources
 - Institutional: 15%
 - State: 13%
 - Federal: 66%
 - Private: 6%
- Millennium: 62% of incoming freshmen



High Impact Research University – Student Credits

	2009-10	2010-11	2011-12	2012-13	2013-14	2014-15	2015-16	2016-17
Average New Freshman Credits	14.6	14.5	14.4	14.6	14.7	15.3	15.5	15.7
Avg. Undergraduate Credit Load	12.8	12.9	12.9	13.0	13.1	13.4	13.7	13.8

Creating a culture of completion through “15 to Finish.”



High Impact Research University – Student Housing

First Year Freshmen	Off Campus	On Campus
Fall 13 to Fall 14	79%	83%
Fall 14 to Fall 15	76%	84%
Fall 15 to Fall 16	75%	84%
Continuing Students	Off Campus	On Campus
Fall 13 to Fall 14	81%	90%
Fall 14 to Fall 15	80%	80%
Fall 15 to Fall 16	81%	90%
Transfer Students	Off Campus	On Campus
Fall 13 to Fall 14	65%	82%
Fall 14 to Fall 15	69%	88%
Fall 15 to Fall 16	78%	81%

Students living on campus show higher retention rates.



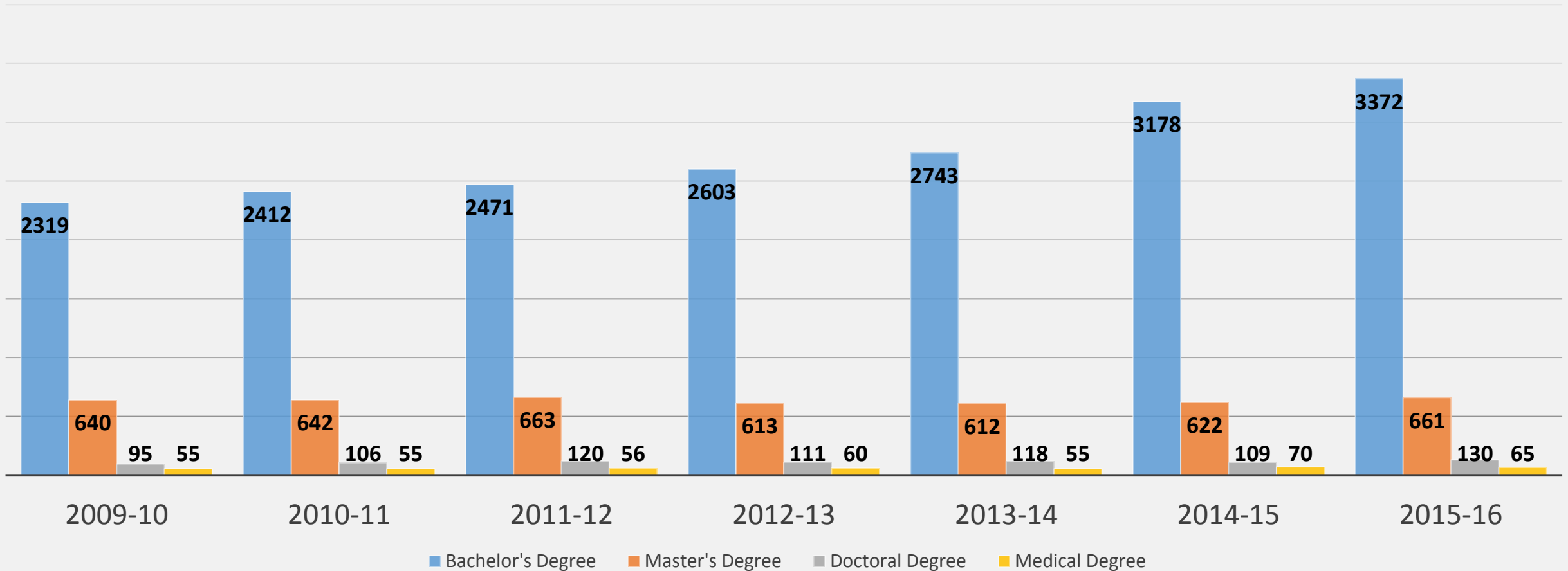
High Impact Research University – Graduates Rates

	2009-10	2010-11	2011-12	2012-13	2013-14	2014-15	2015-16	2016-17
Retention Rate (Freshman to Sophomore)	80%	79%	78%	79%	80%	82%	81%	81%
Graduation Rate – 4 year	17%	18%	18%	21%	23%	23%	26%	26%
Graduation Rate – 6 year	47%	50%	53%	54%	51%	55%	59%	54%



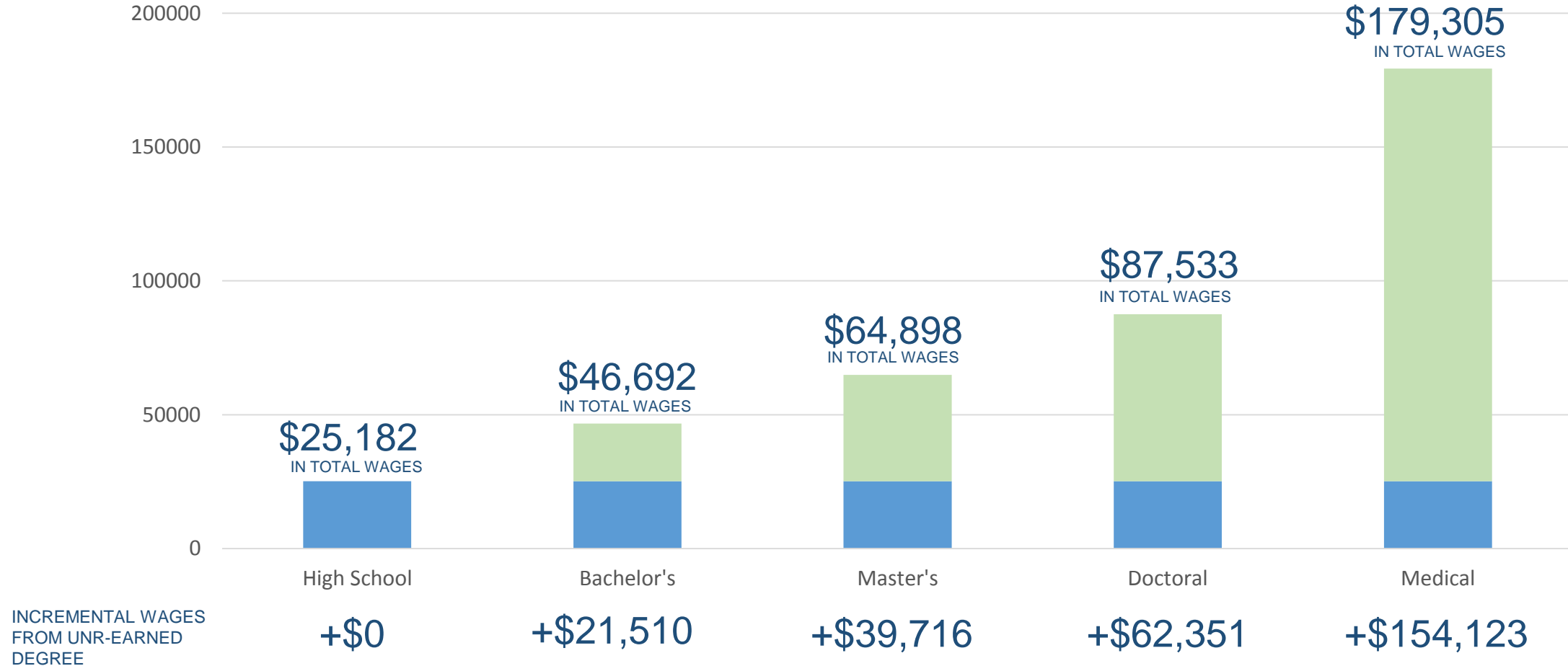
NUMBER OF GRADUATES

– University of Nevada, Reno –
Degrees Awarded
AY 2010-2016



Value of University of Nevada, Reno Degree

Wage Increases*



* Information gathered by Applied Analysis 2016



High Impact Research University – Performance Metrics

UNR (2% Target)	Weighted Points 2011-12 Baseline	Weighted Points 2012-13 Actual/Target	Weighted Points 2013-14 Target	Weighted Points 2014-15 Target	Weighted Points 2015-2016 Target
Total Weighted Points - Actual	1,447.9	1,554.6	1,612.3	1,786.0	1956.5
Total Weighted Points - Target	--	1,476.9	1,506.4	1,586.0	1,617.8
Percent of Target Achieved	Baseline	105.3%	107.0%	112.6%	120.9%

Exceeding the funding formula performance thresholds.



High Impact Research University - Research

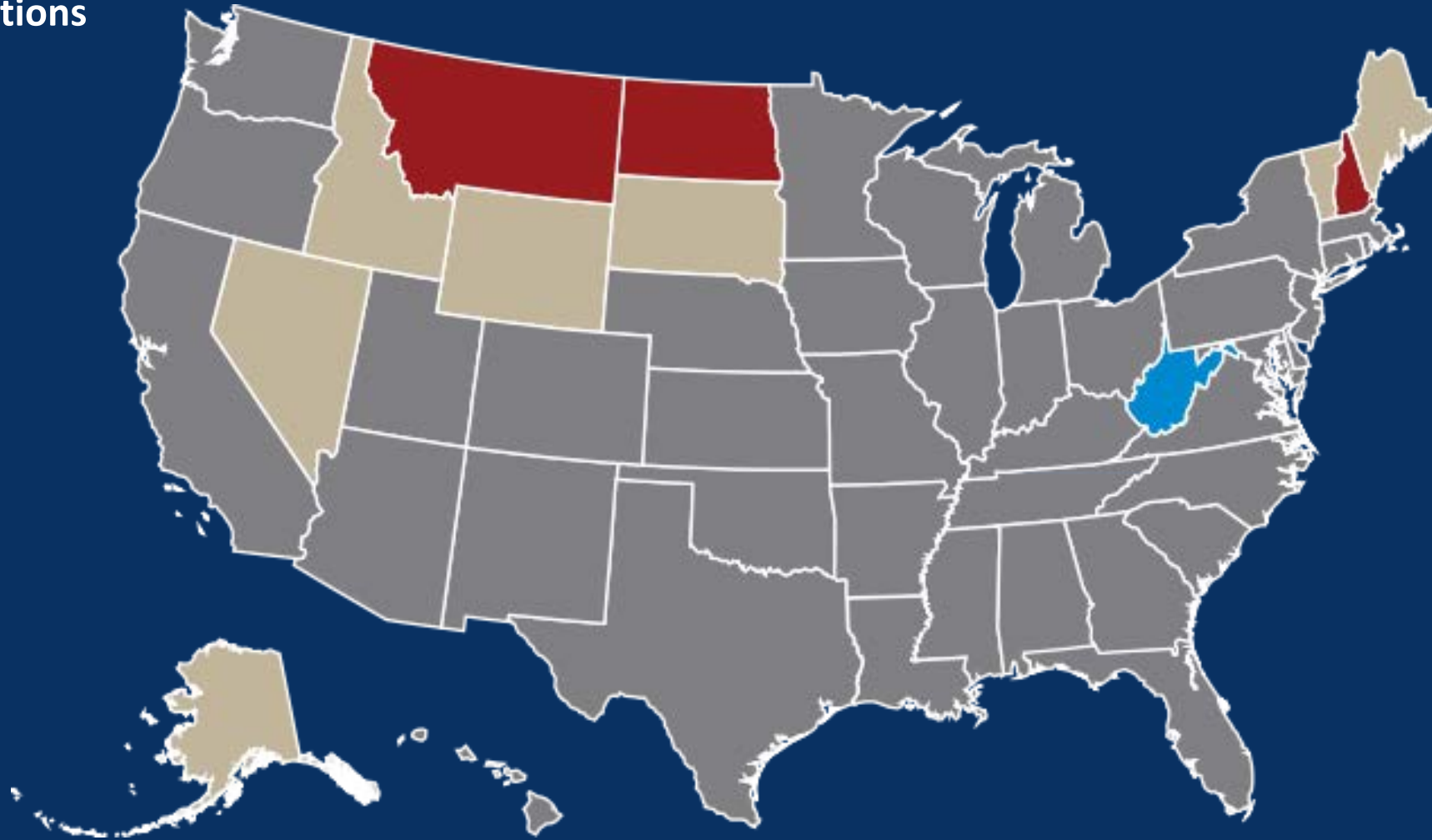
	FY 2009	FY 2010	FY 2011	FY 2012	FY 2013	FY 2014	FY 2015	FY 2016
Tenured/Tenure Track Research Faculty	661	606	573	565	551	570	593	640
Research Faculty		66	53	55	50	55	57	59
Other staff with PhDs							53	58
Post-Doctoral	81	70	69	56	74	73	78	86
Total Research Awards (Millions)	\$99.3	\$88.5	\$102.6	\$73.3	\$79.6	\$92.1	\$92.1	\$90.2
Total Sponsored Awards (Millions)	\$124.9	\$119.7	\$135.1	\$55.0	\$111.6	\$122.3	\$121.4	\$122.6
Total Research Expenditures (Millions)	\$109.1	\$95.4	\$89.7	\$85.7	\$86.8	\$87.3	\$90.1	\$94.2

Striving for R-1 Carnegie Classification.



States Lacking Highest Classified Research Institutions

BY STATE | 2010 & 2015



 States without Highest Classification in 2010 or 2015

 States Losing 2010 Highest Classification in 2015

 States Gaining Highest Classification in 2015

(BOARD OF REGENTS 03/02/17 & 06/09/17) *Map Courtesy of Applied Analysis 2016



University of Nevada, Reno

RESEARCH: UAS and Industry

The University is participating in the first phase of the NASA Ames Unmanned Aerial Systems Traffic Management project to enable safer use of low-altitude airspace of 500 feet and below.



University of Nevada, Reno

RESEARCH: Earthquake Engineering

Super-elastic metals and bendable concrete composites used for first-in-the-world application in downtown Seattle



University of Nevada, Reno



RESEARCH: Medical Diagnostics and Discovery

Pioneering research by Professor Dean Burkin is at the center of strategic agreements between the University of Nevada, Reno, Prothelia Incorporated and Alexion, and may lead to a protein replacement therapy for a rare form of muscular dystrophy.



University of Nevada, Reno



RESEARCH: Liberal Arts

Assistant Professor of Anthropology
Sarah Cowie was recently named
one of 105 Presidential Early Career
Award recipients for Scientists and
Engineers by United States
President Barack Obama.



University of Nevada, Reno

RESEARCH: GPS / GIS Technology

The AlertTahoe mountaintop fire camera and seismometer monitoring station is designed and built by the University of Nevada, Reno. The network of equipment spans from Lake Tahoe throughout northern Nevada, and in California along the eastern Sierra Nevada and Death Valley.



University of Nevada, Reno



RESEARCH: Cyber Security

Assistant Professor Shamik Sengupta is collaborating with institutions and businesses to build cybersecurity education in Nevada and to protect corporations around the nation from cyber attacks. He has been awarded \$1.1 million in total for three National Science Foundation-funded grants.



University of Nevada, Reno





JOURNALISM: Noticiero Móvil



Donald W. Reynolds School of Journalism faculty member, Vanessa Vancour, and a team of more than 60 students over two semesters have launched Noticiero Móvil, Journalism's first bilingual multimedia news program.



University of Nevada, Reno


High Impact Research University – Business Partners





STATEWIDE ENGAGEMENT

- NCAR/NAASIC
- University of Nevada. Reno InNevation Center, Powered by Switch
- Nevada Small Business Development Center
- University of Nevada Cooperative Extension
- Agricultural Experiment Station
- Medical School/Telemedicine Initiatives
- Degree Programs
- NVIE – Nevada Industry Excellence
- Nevada Bureau of Mines and Geology
- Nevada Seismological Center



University of Nevada, Reno



InNevation Center

- Tesla Training
- Renown Health
- Nelson Mandela Young African Fellows and Young Latin American Leaders Initiative
- Reno Collective Coding Bootcamp
- One-on-one Meetings with Venture Capital Groups
- Sierra Angels, EDAWN, NVIE, NAASIC
- Maker Space



University of Nevada, Reno

WILLIAM N. PENNINGTON STUDENT ACHIEVEMENT CENTER

- Opened February 2016
- Advising Center
- Career Studio
- Counseling Services
- Disability Resource Center
- Math Center
- Meditation/Reflection Room
- TRiO and McNair Scholars
- Tutoring Center
- Veterans and Military Center
- Writing Center
- Classrooms



University of Nevada, Reno

E. L. WIEGAND FITNESS CENTER

- Opened February 2017
- Indoor Track
- Basketball Courts
- Functional Training Zones
- Strength Area
- Multi-Use Rooms
- Cardio Stairs



University of Nevada, Reno

GREAT BASIN HALL

- Opening Fall 2018
- STEM Focus
- Computer Lab

RESIDENCE HALLS

- Fall 2016 Capacity – 2,390
- Fall 2016 Bed Count – 2,959
- Great Basin Hall – 424



University of Nevada, Reno



ACT II

- Opening Fall 2018
- Recital Hall
- Art Museum
- Instrumental Rehearsal Room
- Choral Opera Rehearsal Room
- Recording Studio
- Digital Media Area
- Practice Rooms
- Faculty Offices



University of Nevada, Reno

ENGINEERING COMPLEX

- Research Laboratories
- Teaching Laboratories
- Computer Laboratories
- Faculty Offices



University of Nevada, Reno

RENOVATIONS

Renovation of Existing Space

- Lincoln Hall Renovation – Completed 2016
- Mackay Stadium – Completed 2016
- Ansari Business Building Renovated - 2016
- Thompson Hall Repurpose – Completion 2017
- Palmer Engineering – Completion 2017

Future Renovations

- Chemistry Building and Leifson Physics
- Jones Center
- Lombardi Recreation Center
- Manzanita Hall



DEFERRED MAINTENANCE

Reduced deferred maintenance \$90.6M during FY 2012-2016

- FY 2014 estimated deferred maintenance needs total \$621M
- FY 2012-2015 spent \$20.1M (including \$8.1M of HECC/SHECC funds)
- FY 2015-2016 reduced deferred maintenance by \$53M
 - Eliminated \$49M with Getchell Library
 - Eliminated \$4M with White Pine Hall
- FY 2016
 - Approximately \$8.7M expenditures for infrastructure including roofs, lighting and mechanical systems and controls
 - \$8.8M Lincoln Hall Renovation





UNIVERSITY OF NEVADA, RENO SCHOOL OF MEDICINE TRANSFORMATION

- Full four year campus in Reno
- Partnership with Renown
- Clinical research to complement basic sciences



University of Nevada, Reno

DEVELOPING A HIGH IMPACT RESEARCH UNIVERSITY FOR THE NEW NEVADA

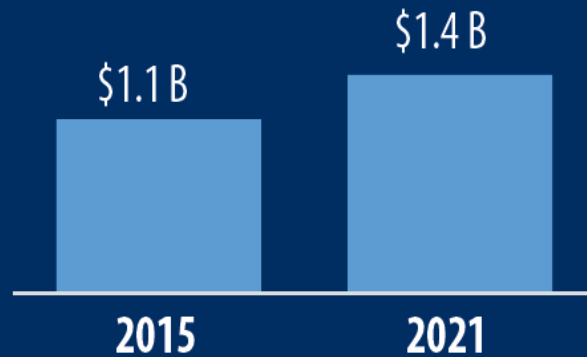
- Increasing Graduates for the Workforce
- Growing Research Portfolio from \$94M to \$180M
- Increasing and Retaining Faculty
- Reducing Student to Faculty Ratio
- Building the Ph.D. Pipeline
- Building Research Support Capacity
- Increasing Office and Laboratory Space Capacity
- Engineering Complex



+2,000



Direct and indirect jobs added to the local economy with \$1.42 billion economic output in 2021



Annual economic output will reach

\$1.42

BILLION IN 2021

WITHIN THE NEXT 5 YEARS...



\$282.5

million total output from construction and startup costs

THE UNIVERSITY WILL GROW TO



25,000

students

400

new faculty

With 80 percent on tenure track and enough to lower the student faculty ratio to 18:1 from 22:1




The University continues to graduate more than

4,000

students per year



University of Nevada, Reno



University of Nevada, Reno