



# Truckee Meadows Community College

June 2016

TMCC Metrics | June 2016  
Board of Regents Meeting



# Vision


Truckee Meadows Community College creates the future by changing lives.

# Mission

Truckee Meadows Community College promotes student success, academic excellence and access to lifelong learning by supporting high-quality education and services within our diverse community.


# Core Themes

Student Success, Academic Excellence, Lifelong Learning



# About TMCC

HEADCOUNT: **11,534**



FTE STUDENTS: **6,350**

FACULTY: **551**



FULL-TIME: **150**

PART-TIME: **401**

# About TMCC



AGE 18-24: **57%**



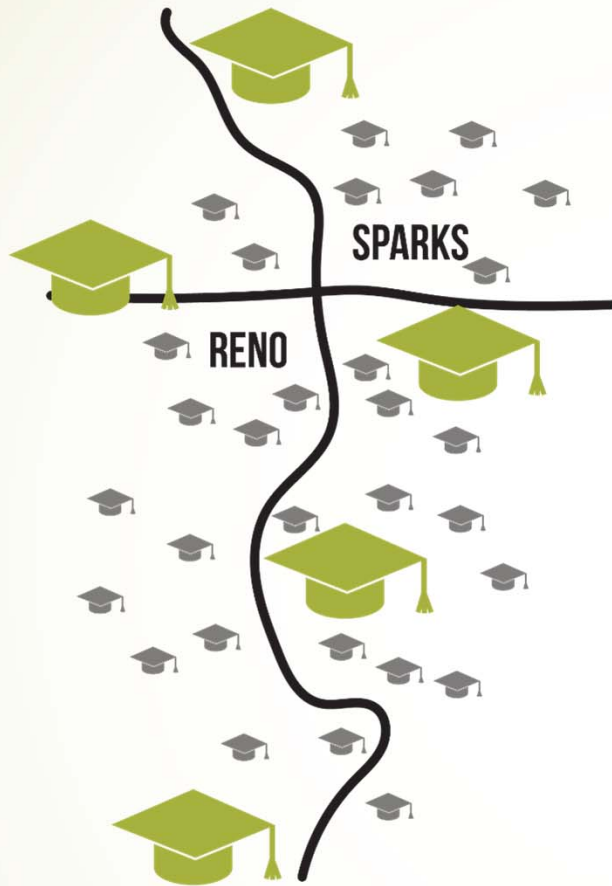
MINORITY STUDENTS: **39%**



FULL-TIME: **27%**



# About TMCC



TOTAL BUDGET: ~\$44M

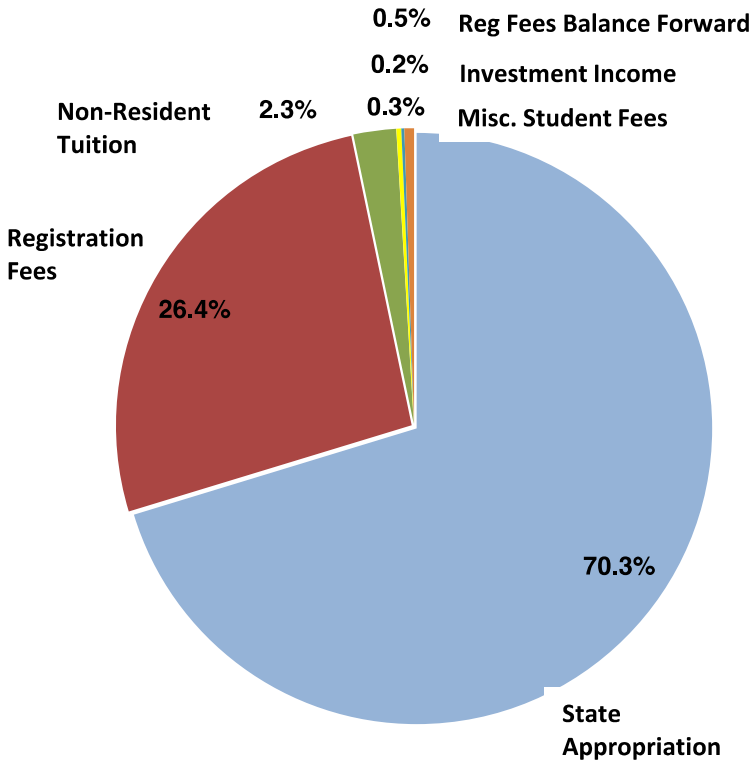
MAIN CAMPUSES: **5**

ADDITIONAL SITES IN COMMUNITY: **30+**

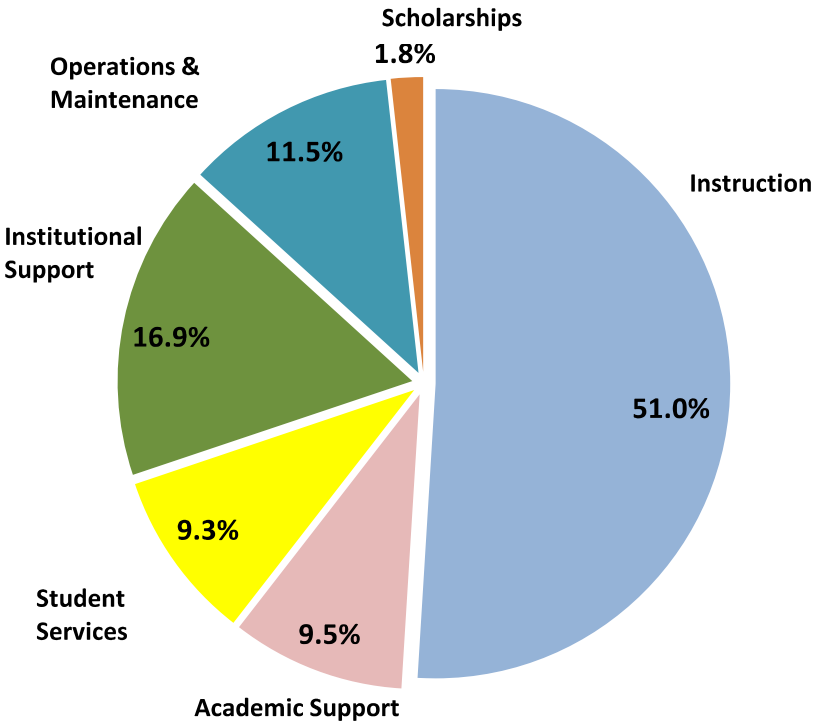


# Budget Overview

**FY15 State Operating Budget Revenues**



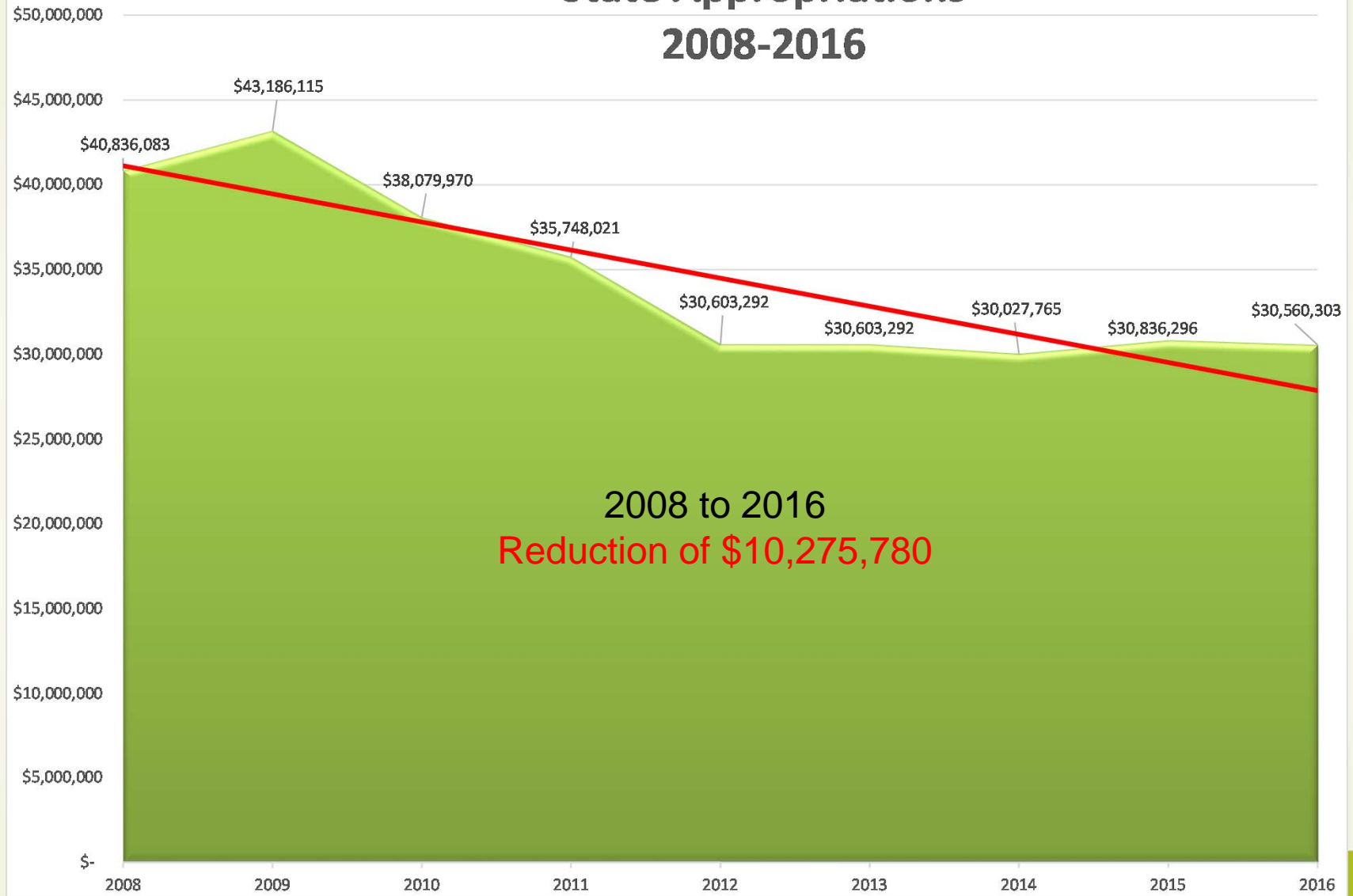
**FY15 State Operating Budget Expenses**



**Total FY 2015 State Operating Budget: \$43,869,257**



## State Appropriations 2008-2016



# External Funding

- Private contributions received 2012 through April 2016 - **\$11,655,739**
- Federal and state grant awards under management grew from \$7,903,752 in FY12 to **\$16,331,000** in FY16



# Recent HSECC Projects

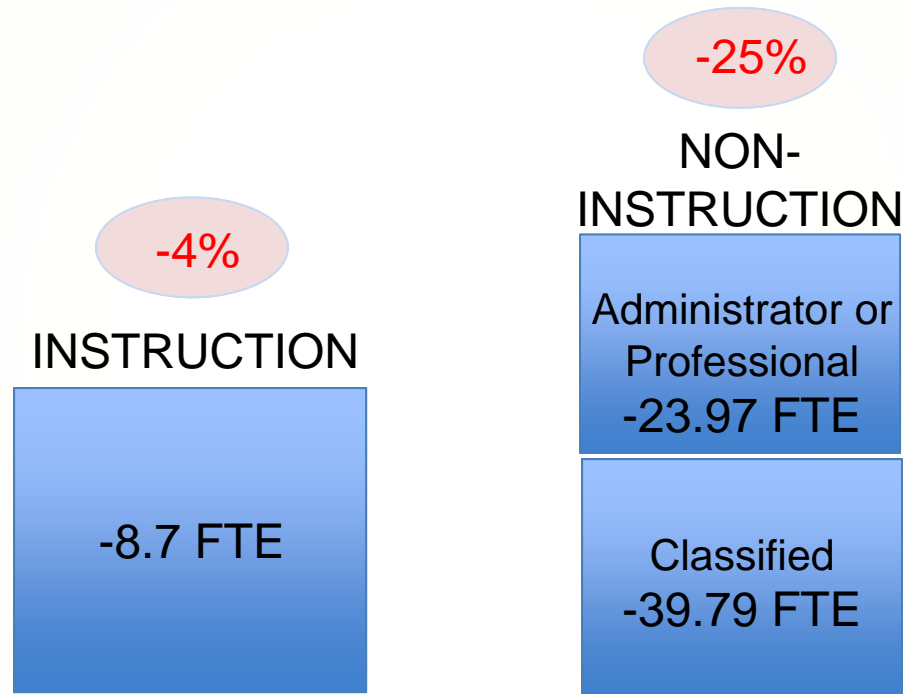
- Red Mountain Phase IV (partial)
- Red Mountain Phase IV roof repairs
- Vista Building and childcare roof replacement
- Redfield asphalt repair

# Efficiencies

- Shared library director with WNC
- Consolidated police services
- Review of vacancies
- Shared marketing with WNC

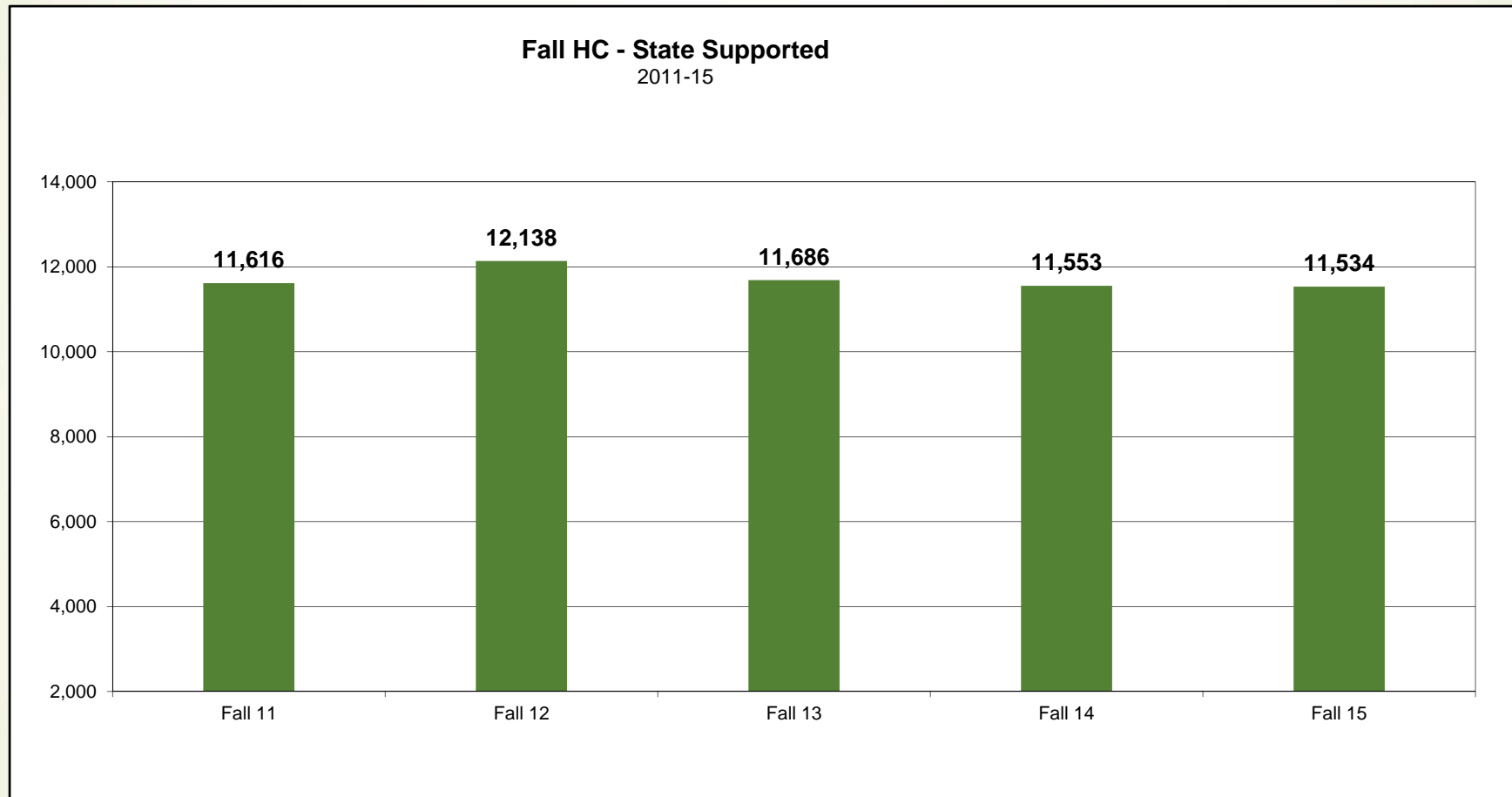
# Commitment to the Classroom

(admin efficiencies)



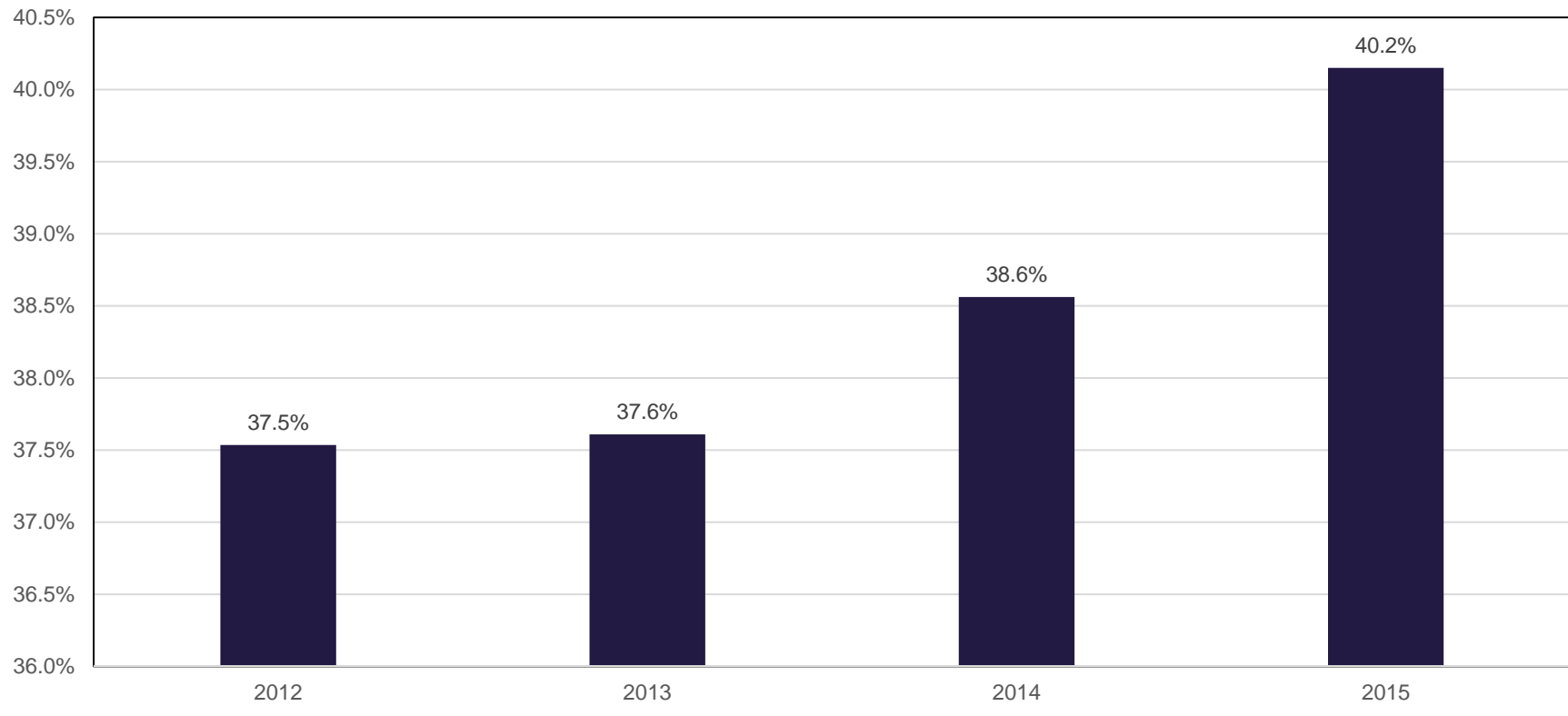
**TMCC Reduction in FTE from 2008 to 2016**  
**(-72.46 FTE or -15%)**

# Enrollment



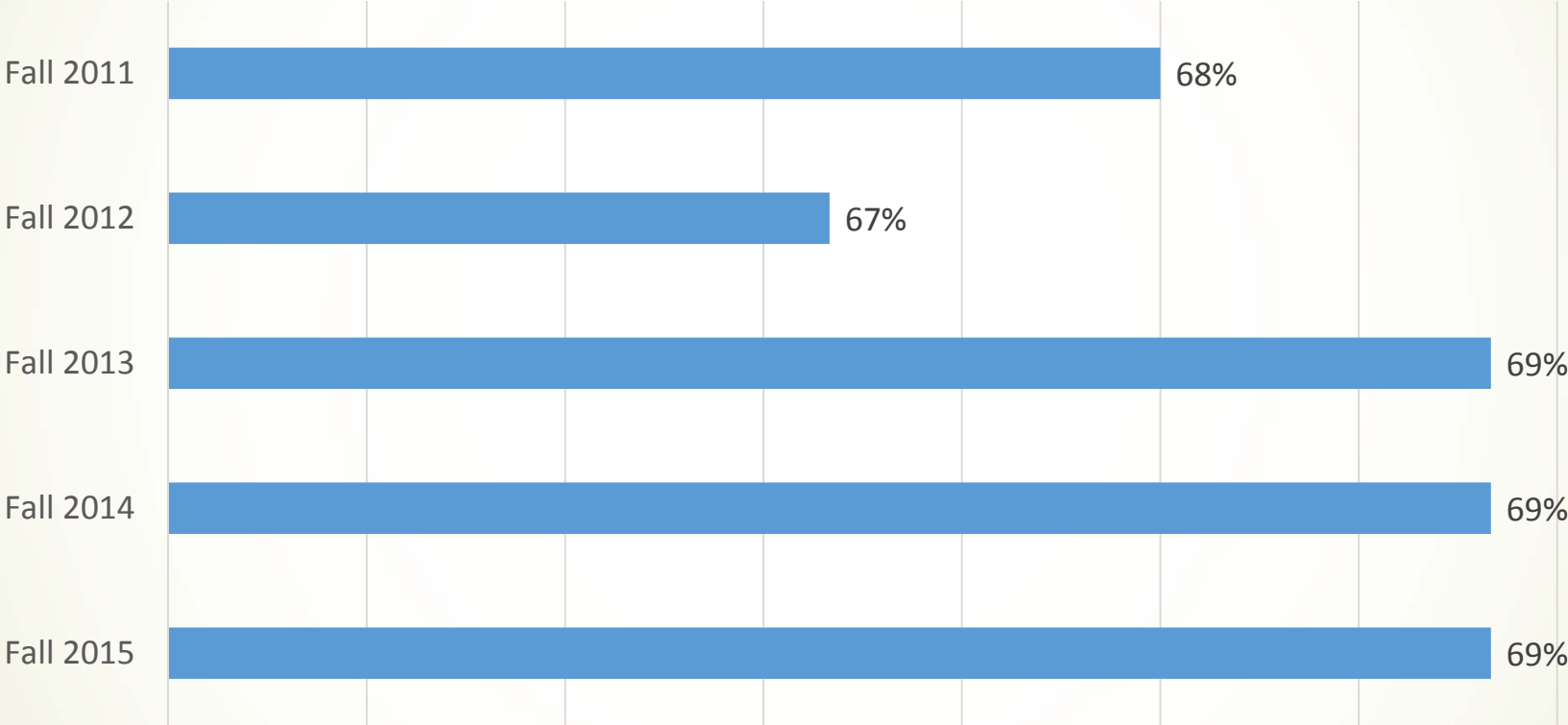
# Enrollment

Percent of TMCC Students Enrolled in One or More Online Course  
(Fall 2012 - Fall 2015)



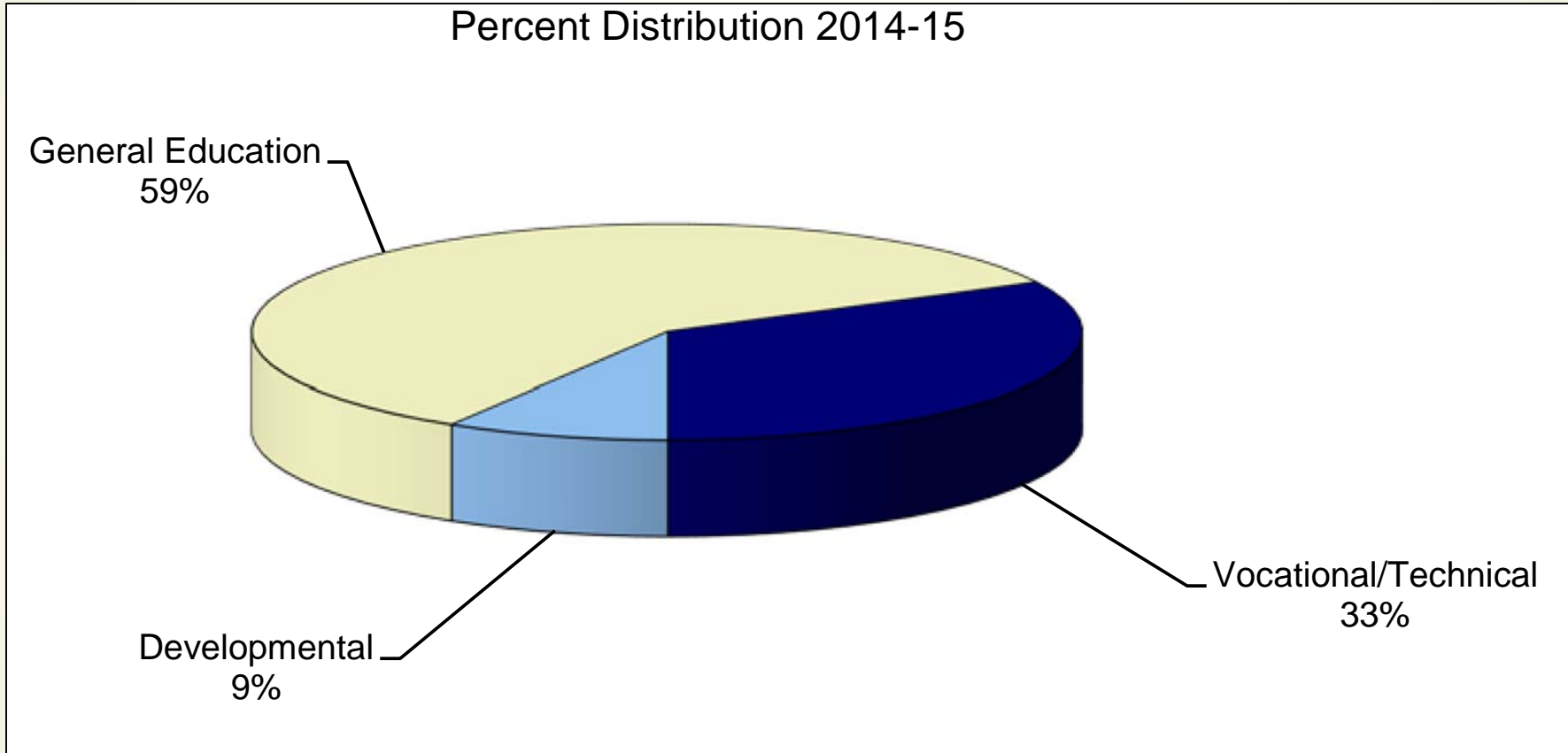
# Persistence

Freshmen Persistence from Fall to Spring



# Enrollment by Discipline Area

Percent Distribution 2014-15



# Diversity

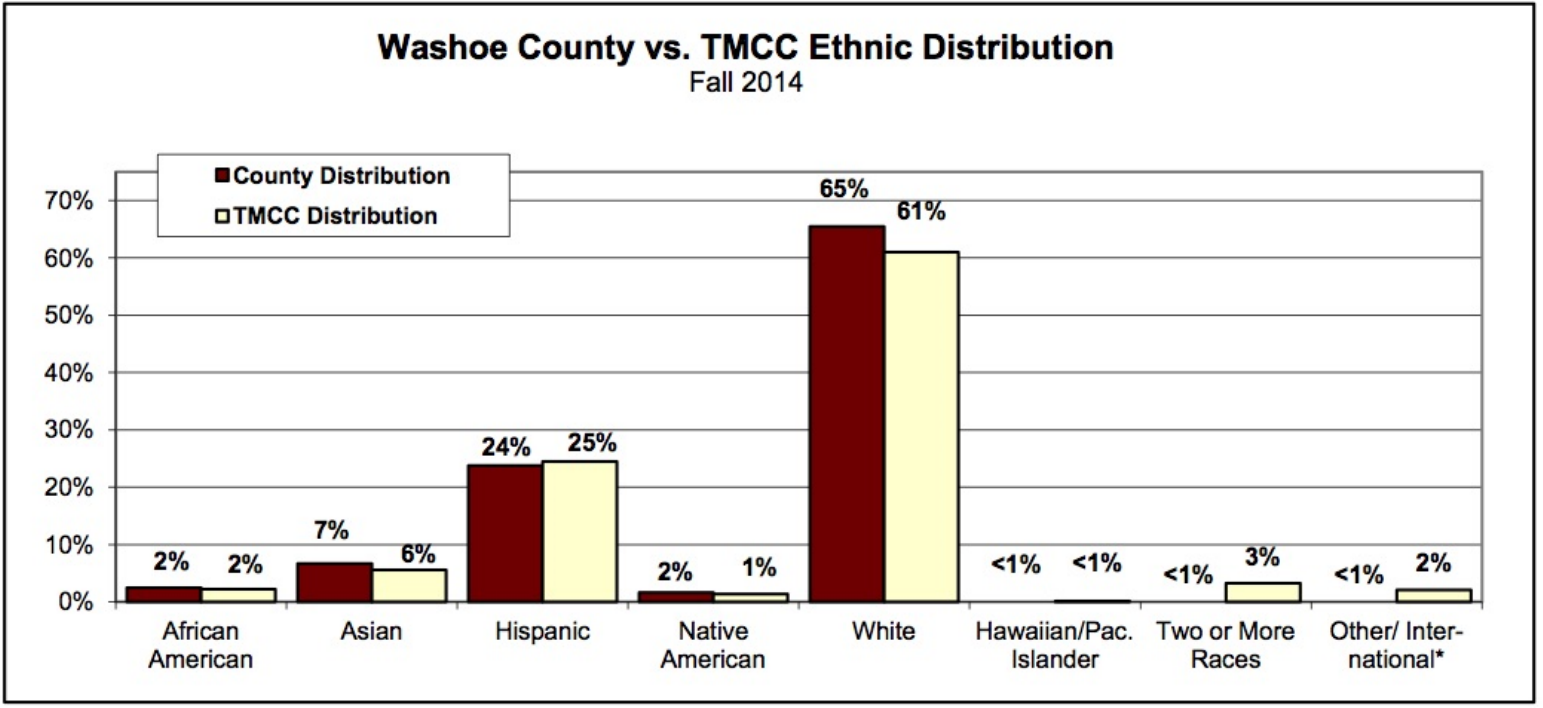
	Fall 2011	Fall 15	Change	Student Population
African American	340	278	-22%	2%
Asian	588	668	12%	6%
Hawaiian/Pacific Islander	74	14	-429%	0%
Hispanic	2,319	2,930	21%	25%
Native American	175	163	-7%	1%
White	7,528	6,837	-10%	59%
Two or more races	353	420	16%	4%
Intl Students	59	48	-23%	0.4%
Unreported	180	176	-2%	2%
<b>Total</b>	<b>11,616</b>	<b>11,534</b>	<b>-1%</b>	<b>100%</b>
<b>Total Minority Students</b>	<b>4,029</b>	<b>4649</b>	<b>13%</b>	<b>40%</b>





# Diversity

## Washoe County Population Estimates County vs. TMCC Ethnic Distribution Fall 2004 & Fall 2014



# Performance Pool

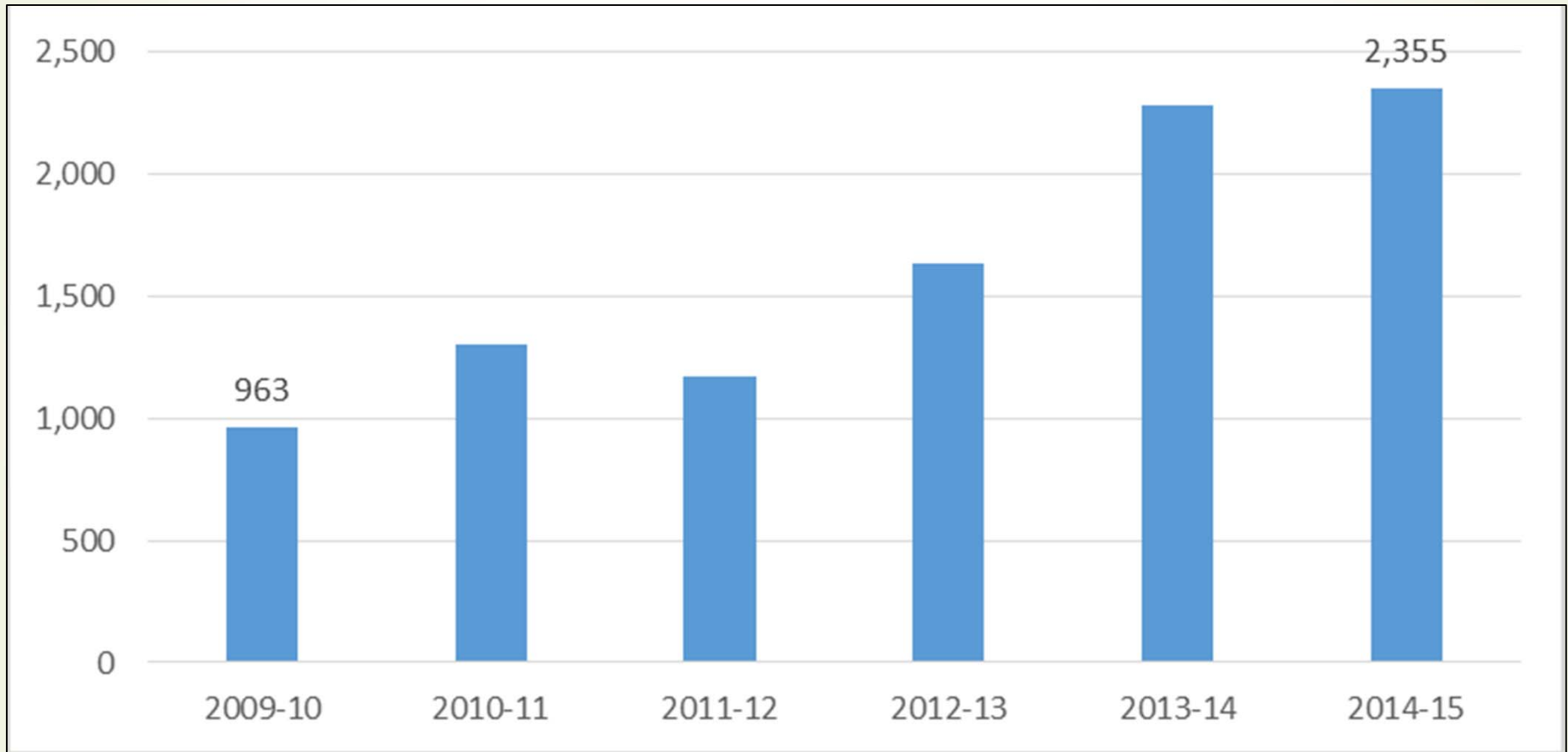
- Met and exceeded 2014-2015 targets
- Determines FY17 funding
  - 15% carve out
- These gains position us for meeting next target in FY18
  - 20% carve out

# Performance Pool

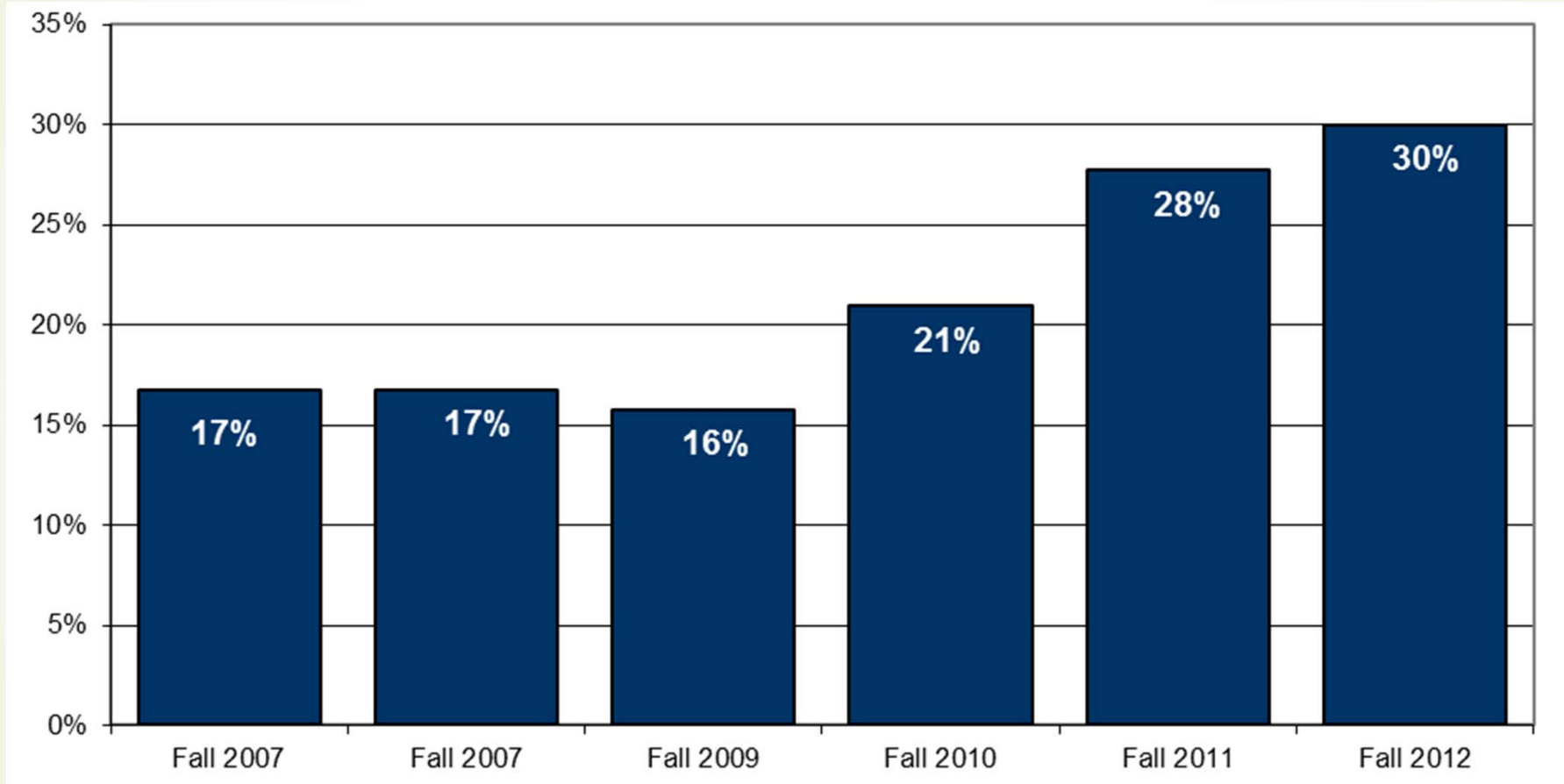
TMCC 2% Target	Weighted Points 2012-13 Baseline	Weighted Points 2013-14 Target	Weighted Points 2014-15 Target
Total Weighted Points - Actual	1,215	1,013	1,456
Total Weighted Points- Target	--	1,026	1,239
Percent Target Achieved	Baseline	101.30%	117%



# Number of Graduates

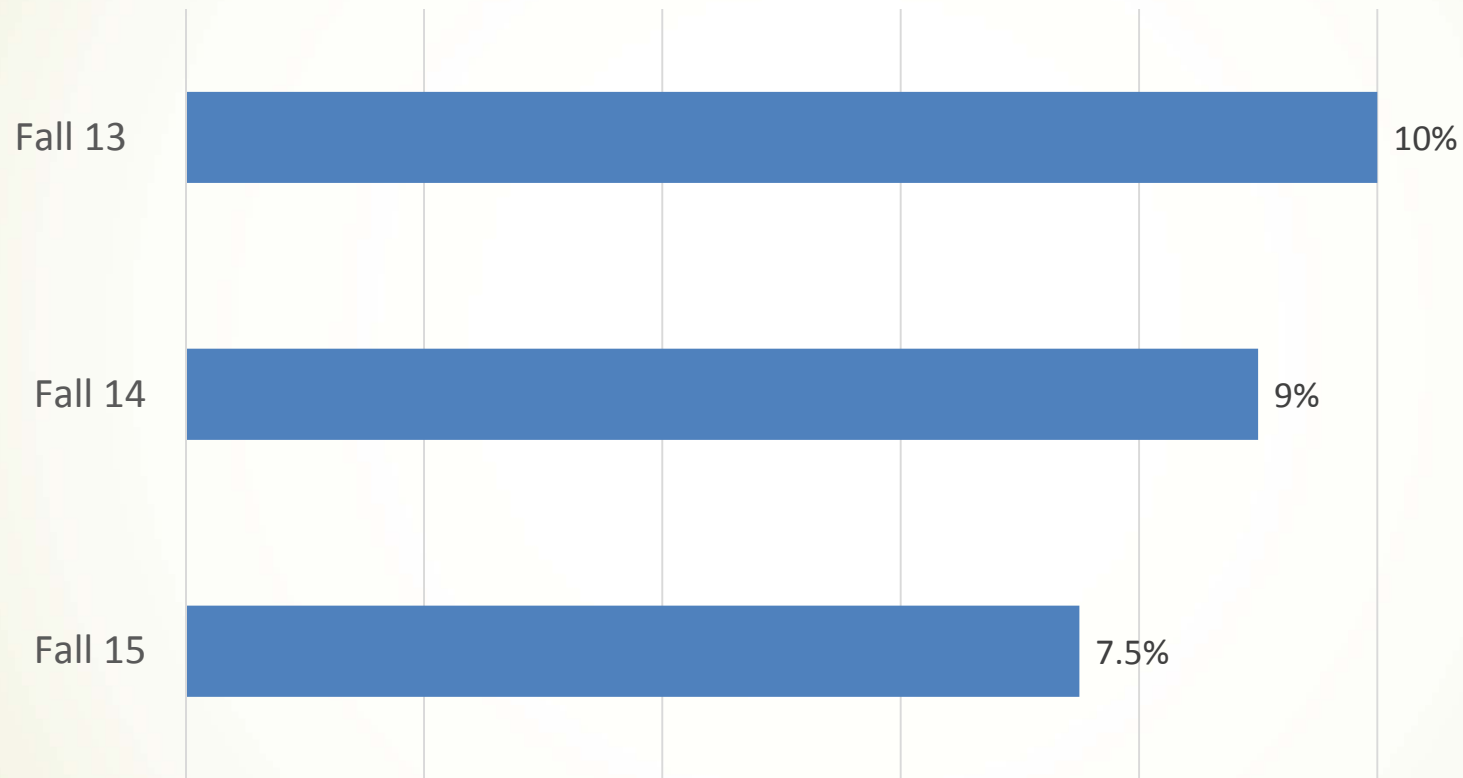


# IPEDS Graduation Rates



# Course Completion

% of Ws of all grades



# Student Achievement Measure

- More comprehensive look at completion
- Within 6 years, 72% of TMCC students earn degree, transfer or continue to stay enrolled

# Student Achievement Measure

## First-time-at-Institution, All Students Starting Fall 2009



Number of students: 2,030

*roll over each bar for detail data*



WITHIN 6 YEARS

0% 10% 20% 30% 40% 50% 60% 70% 80% 90% 100%

- Graduated: Reporting institution
- Enrolled: Reporting institution
- Transferred: Other Institution
- Current Status Unknown





# National Comparison Frameworks

## Annual IPEDS Data Feedback Report

- IPEDS – Integrated Postsecondary Data System, primary source of data on colleges, universities, technical and vocational postsecondary institutions in the U.S.
- Nationally published data comparing TMCC to 34 peer institutions

The logo for IPEDS (Integrated Postsecondary Data System) features a stylized bar chart icon to the left of the text "IPEDS". The bars in the chart are of varying heights and are grouped together.

# National Comparison Frameworks

- TMCC outperforms its peers:
  - Number of Associate Degrees and Certificates Awarded
  - Percent of New, Full-time, Degree-seeking students receiving financial aid
  - Graduation Rate
  - Retention/Persistence of both FT and PT students
- Opportunities for Improvement
  - Diversity of our student body
  - Number of Full-time students
  - % of ALL students on Financial



# National Comparison Frameworks

- **National Community College Benchmarking (NCCBP)**
  - TMCC participates along with 261 community colleges across the nation
  - Provides overview of TMCC's strengths and opportunities for improvement in comparison to other institution
  - TMCC ranks 13<sup>th</sup> percentile of Instructional Cost per FTE student (lower is better)

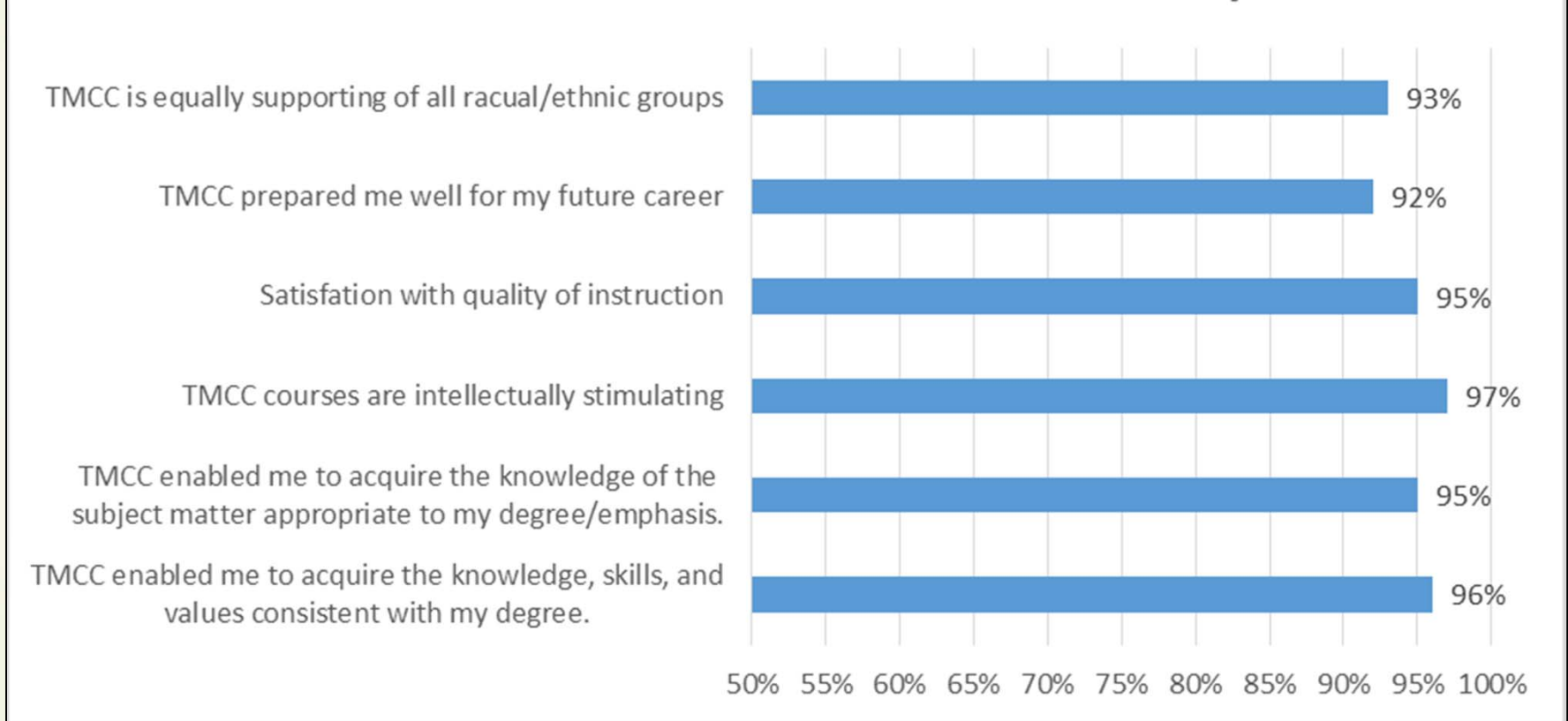
# Student Feedback

- TMCC conducts Graduate Outcomes Survey annually
- Over 90% of graduates report that TMCC has helped them achieve their goals, prepared them for future career, or transfer



# Student Feedback

## Results of 2014-15 Graduate Outcomes Survey





# STRATEGIC PLANNING

TMCC Metrics | June 2016  
Board of Regents Meeting



# Accreditation



Accreditation re-affirmed

Commendations

Recommendations

# Commendations

- Broadly-evidenced, clearly articulated **commitment to student success**, creating a collegial atmosphere
- High-quality, **valuable support services** for students
- Variety and relevance of **Professional Development** training available



# Commendations

- Strong partnerships by TMCC and the **TMCC Foundation** that result in the acquisition of needed resources
- Exemplary **Facilities Master Plan**

# Recommendations

- Ensure that all aspects of the mission of the College are adequately and appropriately represented
- Review and revise Core Theme Indicators as needed
- Develop, adopt and implement methods to evaluate the NSHE Board of Regents

# Recommendations

- Develop an effective and appropriate means for measuring student acquisition of general education outcomes
- Engage in comprehensive library planning and information resources
- Adopt, publish, review and adhere to policies for hazardous/toxic materials
- Continue planning activities with a systematic, comprehensive approach

# Strategic Planning

Strategic Master Plan is being revised now as part of Year 1 accreditation report

- Core themes
  - Student Success
  - Academic Excellence
  - Access to Lifelong Learning

# Strategic Planning

- Planning Council is the high-level planning body for the college
- Comprehensive and coordinated planning
- Shared governance



# UPDATES, GOOD NEWS & MORE

TMCC Metrics | June 2016  
Board of Regents Meeting



# Renovations/Expansions

- IGT Applied Technology Center at Edison - \$6,242,647
- Redfield Health Science Center - \$10,701,859
- RDMT 4th Floor Classroom Expansion - \$150,000
- Applied Technology Center - \$4,376,080
- New North Parking Lots - \$2,400,000

# William N. Pennington Health Science Center





# William N. Pennington Health Science Center



# William N. Pennington Applied Technology Center



TMCC Metrics | June 2016  
Board of Regents Meeting



# Enhancements (2017)

- Silver State Opportunity Grant (SSOG) extend to students with 12 credits
- Workforce Development Fund
  - similar to Research or Knowledge Fund
- Increase weights for CTE disciplines
- A Northern Nevada Regional Training Center

# Business Partners



RR DONNELLEY

Nutrition for Optimal Wellness™



TMCC Metrics | June 2016 Board of Regents Meeting

# Four-Year Degrees

- Approved by Board of Regents (June 2015):
  - B.A.S. Logistics Operations Management
  - B.A.S. Emergency Management and Homeland Security – Public Safety



# Dr. Ana Douglass

2015 Nevada Professor  
of the Year

CASE and Carnegie  
Foundation



# 2015 D.I.C.E. Conference Champions



# Outreach



## Virginia Palmer Elementary School

Partnership with Reno Rotary & Education Alliance of Washoe County



# HVAC/R Program



Switch  
SuperNAP  
data center  
Partnership



**Dr. Natalie Brown**  
NSHE Academic Advisor of the Year, 2016  
WESTOP TRiO Achievers Award



## **Lindsay Wilson, English Professor Nevada Regents' Creative Activities Award**



## **Dr. Engrid Barnett, Humanities Professor Nevada Regents' Teaching Award**



## **Elena Bubnova**

**Model Dairy TMCC Faculty Excellence in Service Award**





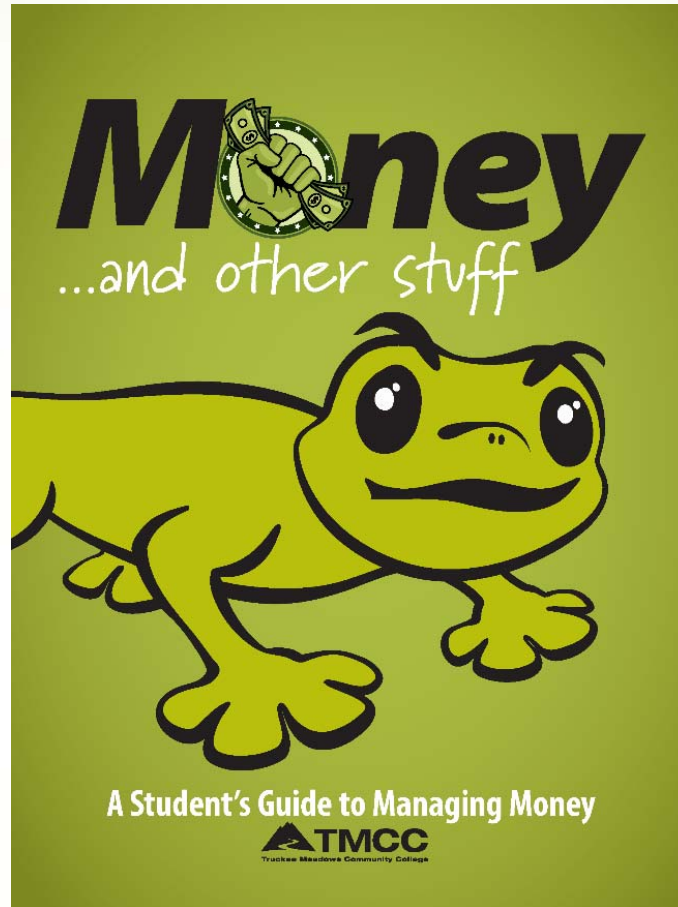
## **Dr. Kathleen Kolbet**

*Reno Gazette-Journal* TMCC Faculty Excellence in Teaching Award



# Felipe Gutierrez

## 2016 Regents' Scholar



# National Silver Paragon Award from NCMPR FLAME\$ and Marketing & Communications

TMCC Metrics | June 2016  
Board of Regents Meeting





# Veterans Resource Center Events



# Workforce Opportunities



## TMCC Job Fair

TMCC Metrics | June 2016  
Board of Regents Meeting



# Downtown Art Installation



Art Department Portfolio Students




# 2016 Nevada Career Preparedness Award



## ACT College and Career Readiness Campaign



**TO ANYONE WHO  
BELIEVES THEY CAN'T  
BETTER THEMSELVES, I  
SAY: YOU CAN GET OUT  
OF A TERRIBLE  
SITUATION. IT MAY TAKE  
TIME, AND DEFINITELY  
EFFORT. IT CAN BE DONE.  
- BRANDON, TMCC STUDENT**



# Questions

