

UNLV Institutional Metrics

Board of Regents Meeting

December 2016



WHAT DO GREAT PUBLIC, URBAN RESEARCH UNIVERSITIES LOOK LIKE?

- **Student Achievement**
Great student experiences, creating lifelong alumni ties
- **Research, Scholarship, and Creative Activity**
Innovation and impact, local and global
- **Academic Health Center**
Cutting-edge research and top-notch educational and clinical programs
- **Community Partnerships**
Deep engagement with the community
- **Infrastructure and Shared Governance**
Faculty and staff take pride in their work, and infrastructure effectively supports goals and operations





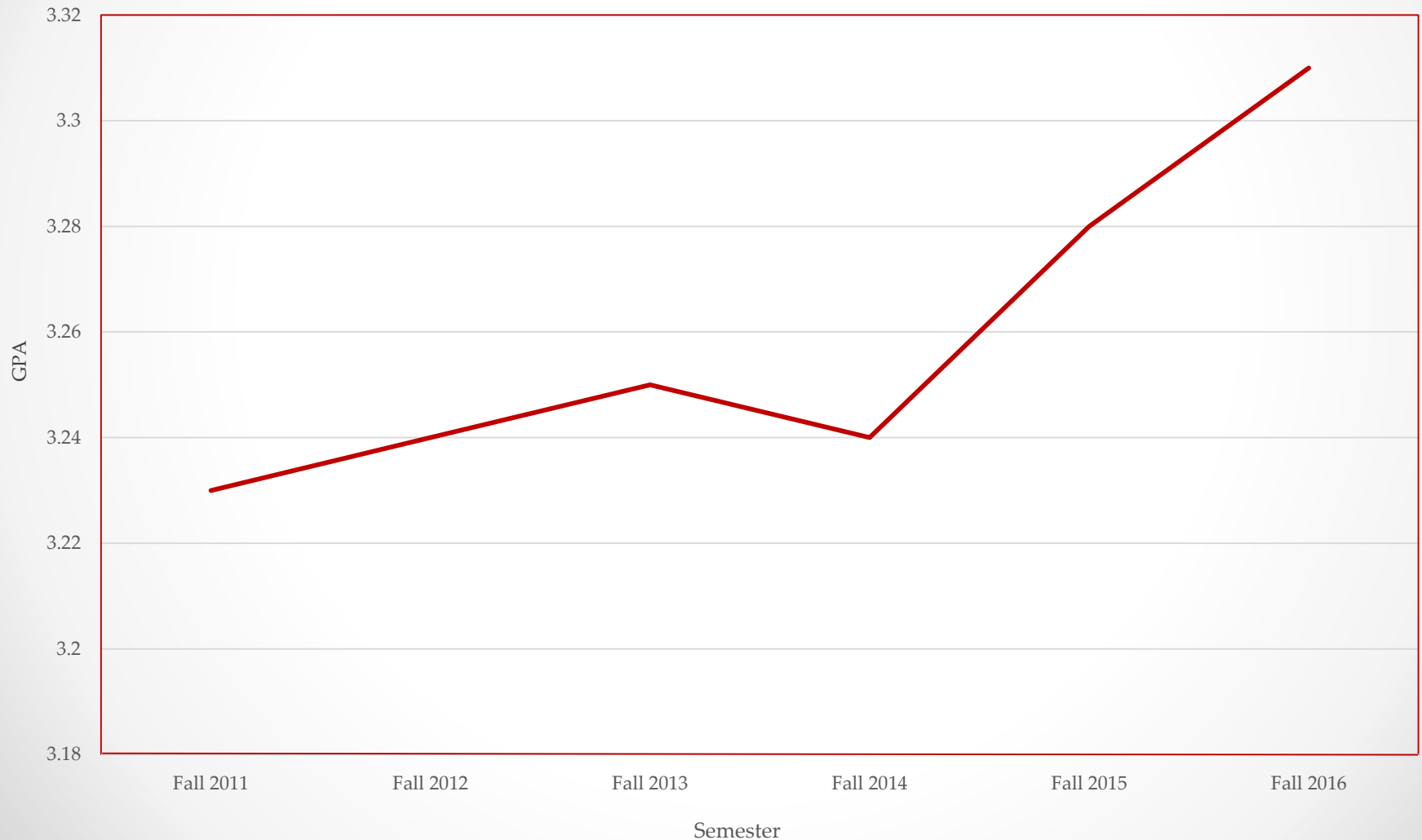
UNLV students are more engaged in student activities and campus life.

TOP TIER STUDENT ACHIEVEMENT GOAL

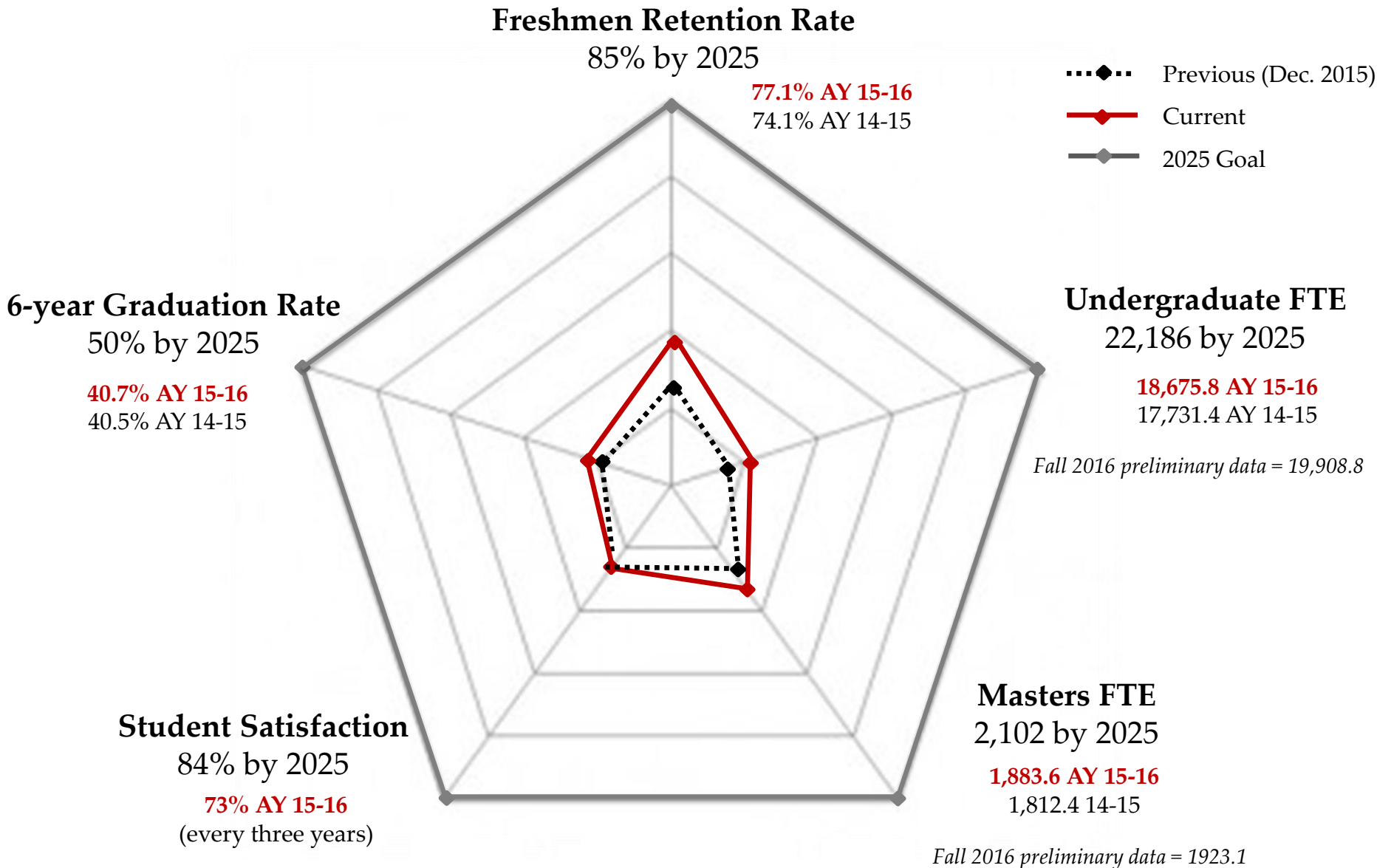
- 29,000 students - 2nd most diverse campus
- Nearly 75% full-time
- Major reduction in alternate admissions
- Best-prepared freshman class
 - 3.31 average GPA (full-time freshmen)
- Nearly eliminated late admits

STUDENT ACHIEVEMENT

FALL AVERAGE GPA FOR ENTERING FRESHMEN

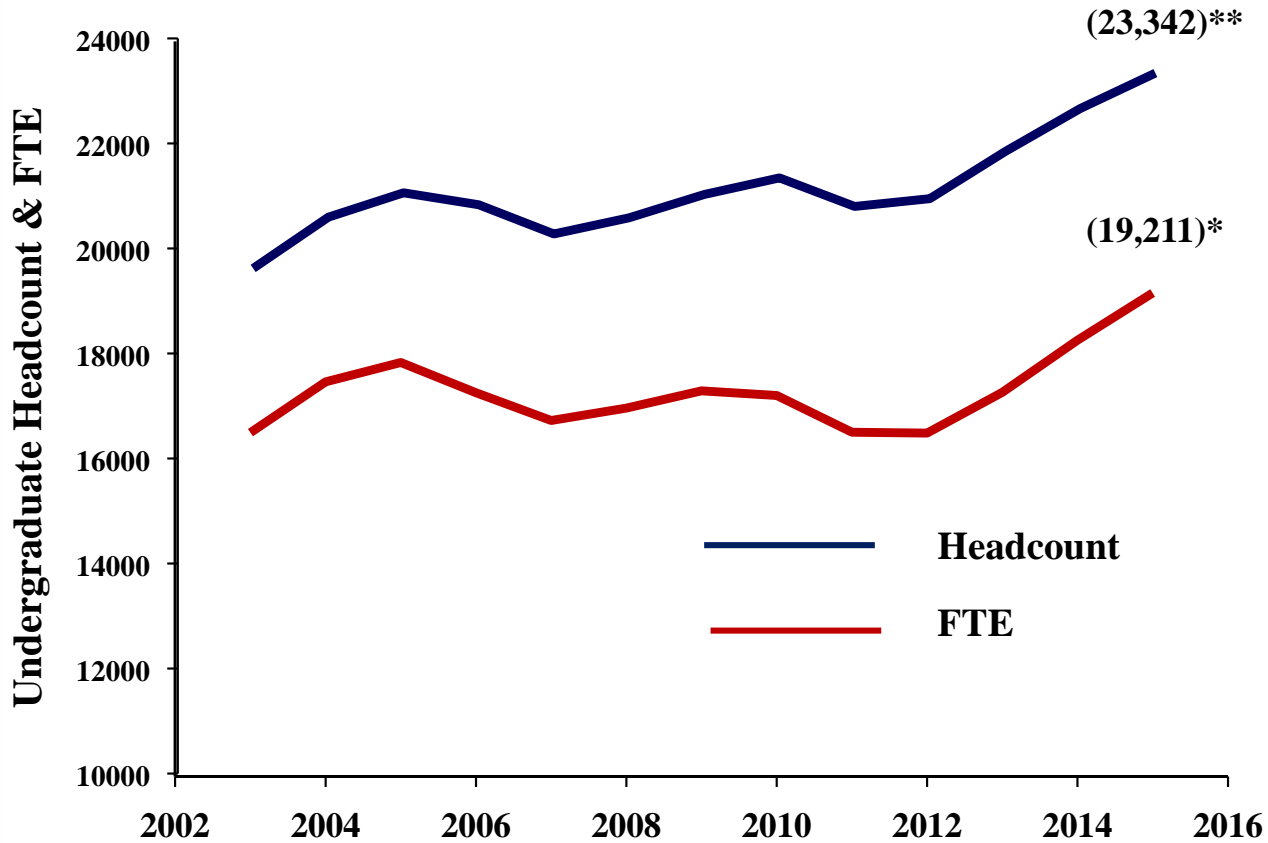


STUDENT ACHIEVEMENT METRICS



STUDENT ACHIEVEMENT-FTE

Undergraduate Headcount and FTE, Fall 2003 - 2015



*UG FTE Fall 2016 preliminary data = 19,908.8

**UG Headcount Fall 2016 preliminary data = 23,748

STUDENT ACHIEVEMENT - GRADUATION RATES OF FIRST-TIME, FULL-TIME, DEGREE-SEEKING STUDENTS

Entering Term	Cohort Headcount	4 Years	5 Years	6 Years
Fall 2004	3093	13.9%	31.8%	40.8%
Fall 2005	2936	13.7%	31.5%	39.7%
Fall 2006	2527	14.6%	33.6%	41.6%
Fall 2007	2774	14.7%	33.5%	43.0%
Fall 2008	3021	14.0%	30.3%	39.2%
Fall 2009	3078	12.9%	30.5%	40.5%
Fall 2010	2920	11.7%	29.7%	40.7%

STUDENT ACHIEVEMENT – FIRST YEAR RETENTION RATES

Entering Term	Cohort Headcount	First Year Retention Rate
Fall 2010	2920	76.4%
Fall 2011	2701	76.3%
Fall 2012	2986	77.3%
Fall 2013	3564	76.7%
Fall 2014	3716	74.1%
Fall 2015	3658	77.1%

STUDENT ACHIEVEMENT - STUDENT PERFORMANCE

GRE

Year	Test	Fall		Summer		Spring	
		UNLV	National	UNLV	National	UNLV	National
2013-14	Analytical	3.7	3.5	3.8	3.5	3.7	3.5
	Quantitative	148.2	152.5	148.6	152.2	148.4	152.5
	Verbal	151.4	150.2	152.2	150.6	150.9	150.2
2014-15	Analytical	3.7	3.5	3.7	3.5	3.7	3.5
	Quantitative	148.5	152.5	147.5	152.5	148.7	152.5
	Verbal	150.8	150.2	150.3	150.2	151.1	150.2
2015-16	Analytical	3.7	3.5	3.8	3.5	3.7	3.5
	Quantitative	148	152.5	149	152.5	149	152.5
	Verbal	151	150.2	151	150.2	151	150.2

UNLV GPAs	
New freshmen fall 2016	3.3
All undergraduates 2015-16	2.8
Honors students 2015-2016	3.5

STUDENT ACHIEVEMENT - STUDENT PERFORMANCE

Collegiate Assessment of Academic Proficiency (CAAP)

Semester	Critical Thinking			Essay Writing		
	UNLV	National	National	UNLV	National	National
	# Participant	Score	Score	# Participant	Score	Score
2013 - 2014	171	62.0	58.0	192	3.2	3.3
2014 - 2015	202	62.6	59.8	166	3.3	3.3
2015 - 2016	204	63.9	59.7	199	3.5	3.3

GMAT

Year	Summer	Fall	Spring	National
2012-13	546.8	550.3	540.6	547.4
2013-14	531.4	551.8	555.8	
2014-15	544.8	545.9	549.2	
2015-16	549.6	555.1	548.2	

STUDENT ACHIEVEMENT - IMPROVEMENTS

- Block scheduling
- Math Learning Center
- Pathways program
- Mandatory advising
- Academic Success Center
- Honors College
- Military and Veteran Service Center
- Student Success Collaborative (e.g., predictive analytics)
- Scheduling and enrollment optimization
- New student orientation

STUDENT ACHIEVEMENT – IMPROVING RECRUITING

- More aggressive in-state and out-of-state recruiting for top students
- Better and more consistent marketing and communications (e.g., website redesign)
- Integration of colleges into recruiting plans
- Working towards faster, more coordinated financial aid awards

STUDENT ACHIEVEMENT

- Enhancing student preparation and persistence
- Enhancing enrollment projections and recruiting plan
- Balancing student growth with needs for additional services/space
- Incentivizing new high-demand programs (e.g., Physical Therapy, Executive Masters in Health Administration)

Growth with quality

TOP TIER RESEARCH, SCHOLARSHIP AND CREATIVE ACTIVITY GOAL

- Growth in research and economic development
 - research expenditures increased 17% since 2012
 - 3 startups in 2015
 - patents tripled over the last three years
 - proposals increased 2% (FY 2016)
 - awards increased 7% (FY 2016)
- Expansion of Economic Development Office
 - Research Foundation
 - Small Business Development Center
 - Tech Transfer
- Search for Vice President for Research and Economic Development

RESEARCH, SCHOLARSHIP AND CREATIVE ACTIVITY

- Expanded research park
- Market-based GA stipends (PhD) began Spring 2016
- Strategic Centers of Excellence
 - International Gaming Institute (IGI)
 - Nevada Institute of Personalized Medicine (NIPM)
 - National Supercomputer Institute (NSCI)
- Enhanced partnerships with industry
- Collaboration with DRI
 - Postdocs, graduate students, hires, and grants

RESEARCH, SCHOLARSHIP AND CREATIVE ACTIVITY - RESEARCH PARTNERSHIPS*

- Lockheed Martin
- Teledyne Brown Engineering
- Delphi
- 54 Straight
- Caesars Entertainment
- Eli Lilly
- Tetra Tech
- TerraPower, LLC
- Reactive Innovations
- 99th Medical Operations Squadron - US Air Force
- Nevada Center of Excellence
- Erickson
- NBD Nanotechnologies
- NASA
- Sempra U.S. Gas & Power
- NV Energy
- Switch
- Tesla
- Cleveland Clinic
- Altair Engineering
- Kyma Technologies
- Comprehensive Cancer Centers
- Renown Health
- Lazarex Cancer Foundation
- Konami
- Scientific Games
- MGM Grand
- Wynn Resorts
- Mars

*sample listing of partnerships

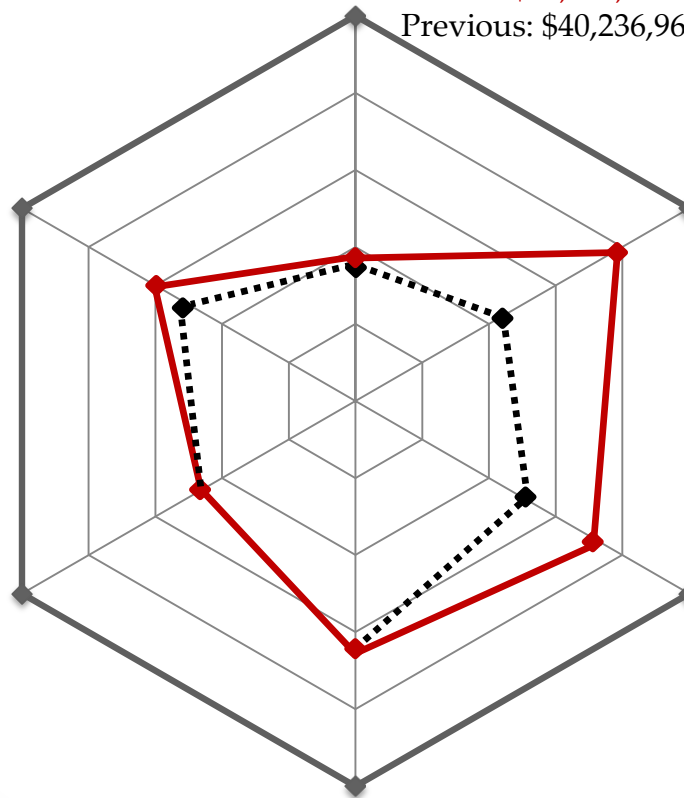
TOP TIER RESEARCH METRICS

Research Expenditures

\$120,000,000/year by 2025

\$42,000,000 FY2015

Previous: \$40,236,960 (March 2016)



Research Staff

(non-fac. res. staff & postdocs)
120 by 2025

75 res. staff in FY2015
68 res. Staff in FY2014

Research Space

474,162 sq. ft. by 2025

223,709 sq. ft. FY2015*

Patent Applications

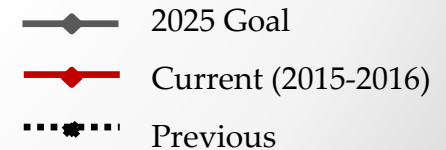
75 filed during FY2025

61 Patents filed in FY2016
47 Patents filed in FY2015

Doctoral Graduates

At least 200/year by AY 2024-25

166 (AY 2015-16)
149 (AY 2014-15)



Space Efficiency

\$300/sq. ft. by 2025

\$192/sq. ft. FY2015*

*biennial data collection
Last Updated 09/01/2016

TOP TIER ACADEMIC HEALTH CENTER GOAL

- UNLV School of Medicine preliminary accreditation, 10/18/16
- Ackerman Center for Autism and Neurodevelopment Solutions
- Clark County Commission approved transfer of nine acres at Shadow Lane
- 80 community agencies will provide preceptorships for UNLV medical students
- Established Health Sciences Deans' Council
- Developing hospitality-focused curriculum

ACADEMIC HEALTH CENTER MASTER PLAN



ACADEMIC HEALTH CENTER ARCHITECTURAL RENDERINGS



ACADEMIC HEALTH CENTER PROGRAMS

Approved 2015-16:

- Doctor of Medicine
- Executive Master of Health Care Administration
- Master of Healthcare Interior Design

Proposed for approval in the 2016-17 academic year:

- Doctor of Dental Surgery
- Bachelor of Science, Health Sciences
- Oral Biology Doctorate
- Dental Certificate in Public Health

Programs on Academic Master Plan for 2017-19:

- Certificate in Medical & Professional Ethics
- Doctor of Physical Therapy Occupational Therapy
- Master of Science, Speech Pathology & Certificate of Clinical Competence
- Oral and Maxillofacial Surgery degree
- Doctor of Pharmacy degree

ACADEMIC HEALTH CENTER NEXT STEPS

- Enhance recruitment of students
- Develop master plan
- Create plan for high-impact hires
- Form joint student education programs
- Build the physician pipeline by graduating 60 students per year, increasing to 120 by 2030, while growing residency programs

TOP TIER COMMUNITY PARTNERSHIPS GOAL

- Office of Community Engagement established
- Aligning with Carnegie Community Engagement Classification (CCE)
- \$75.3 million in private support was raised in fiscal year 2016
- Host site, in conjunction with LVCVA, for the final presidential debate -- generated tremendous publicity
- Collaboration to develop new programs with CCSD (e.g., Paradise Elementary) and community partners

COMMUNITY PARTNERSHIPS - ATHLETICS

- 119 academic all-conference
- 56 Mountain-West Scholar Athletes
- Marvin Menzies welcomed as new head basketball coach
- Fourth straight Governor's Series title
- Four conference championships from men's and women's golf and tennis teams were the most in one season for the Rebels since 2007-08

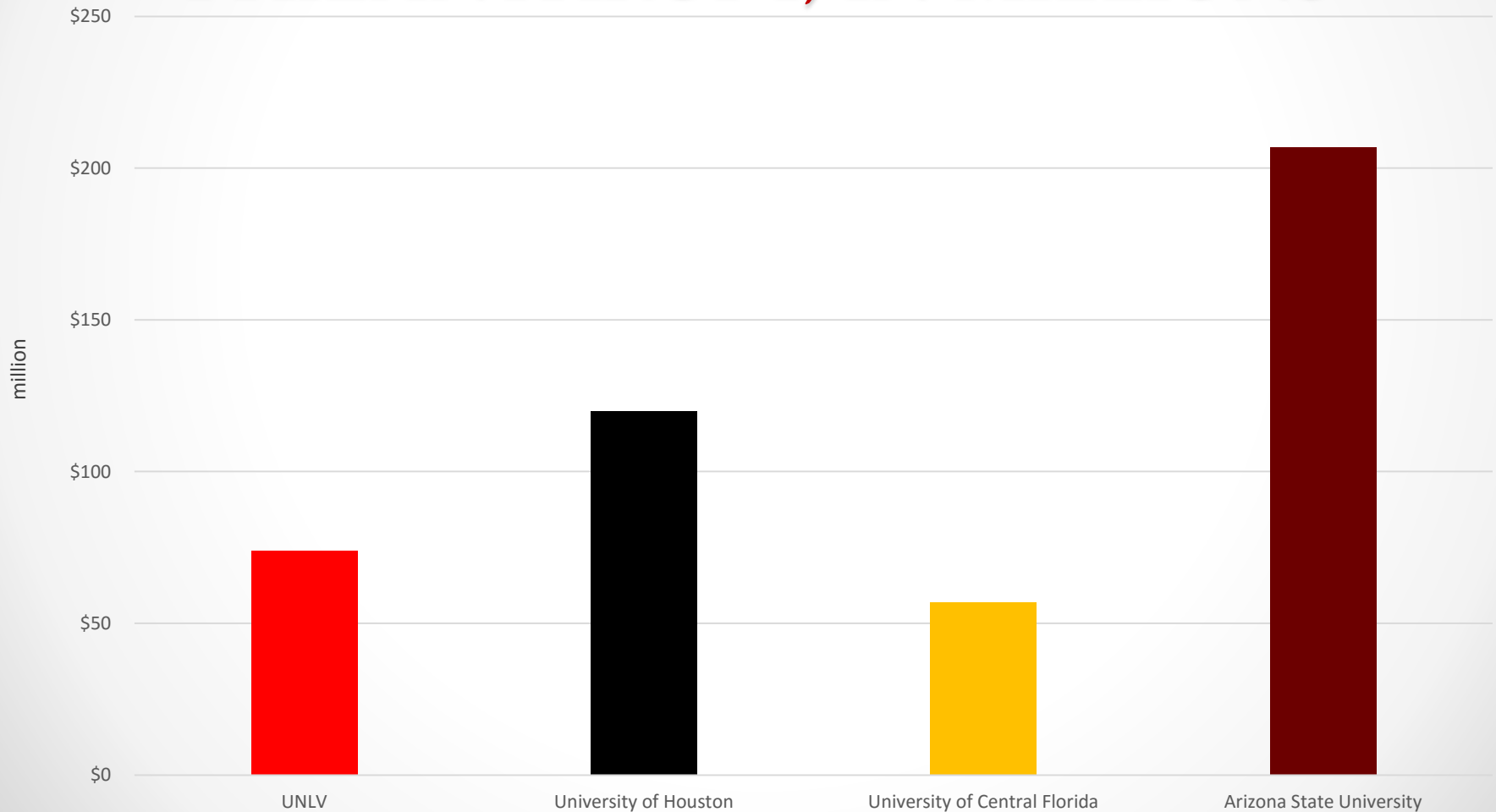
COMMUNITY PARTNERSHIPS – CONNECTING WITH THE COMMUNITY

- Nevada Healthy Homes Partnership
- School of Dental Medicine outreach
 - Clint Ferrin Memorial Clinic
- Preprofessional dental and medical programs
- Boyd School of Law collaborations for free educational programs
- Paradise Elementary Partnerships with CCSD

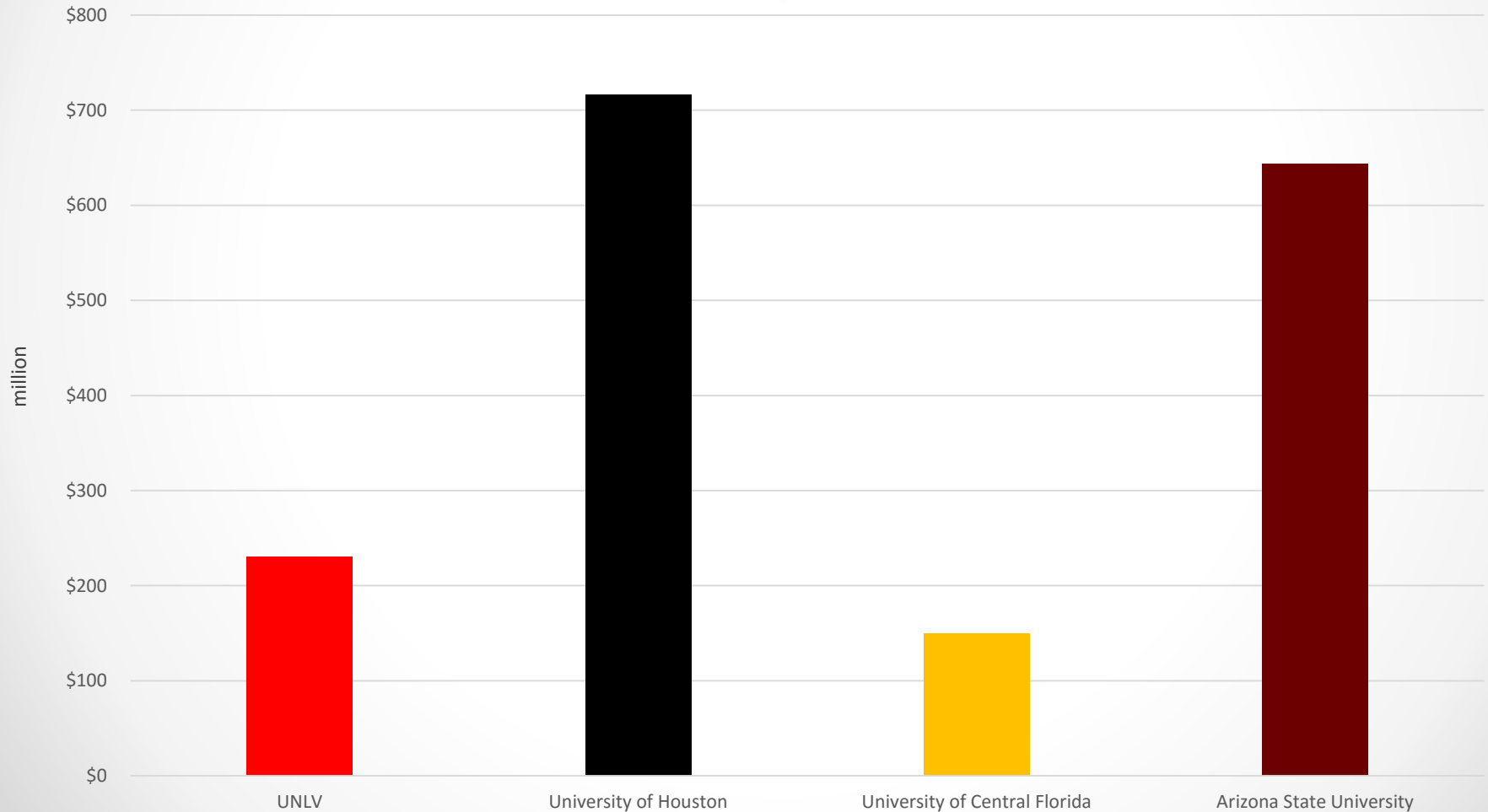
COMMUNITY PARTNERSHIPS – CONNECTING WITH THE COMMUNITY

- Presidential Debate Essay Contest
- Rebel Service Day
- Science Café
- SLICES Program
- Albertson's Grocery Store – Henderson
- Setting the PACE

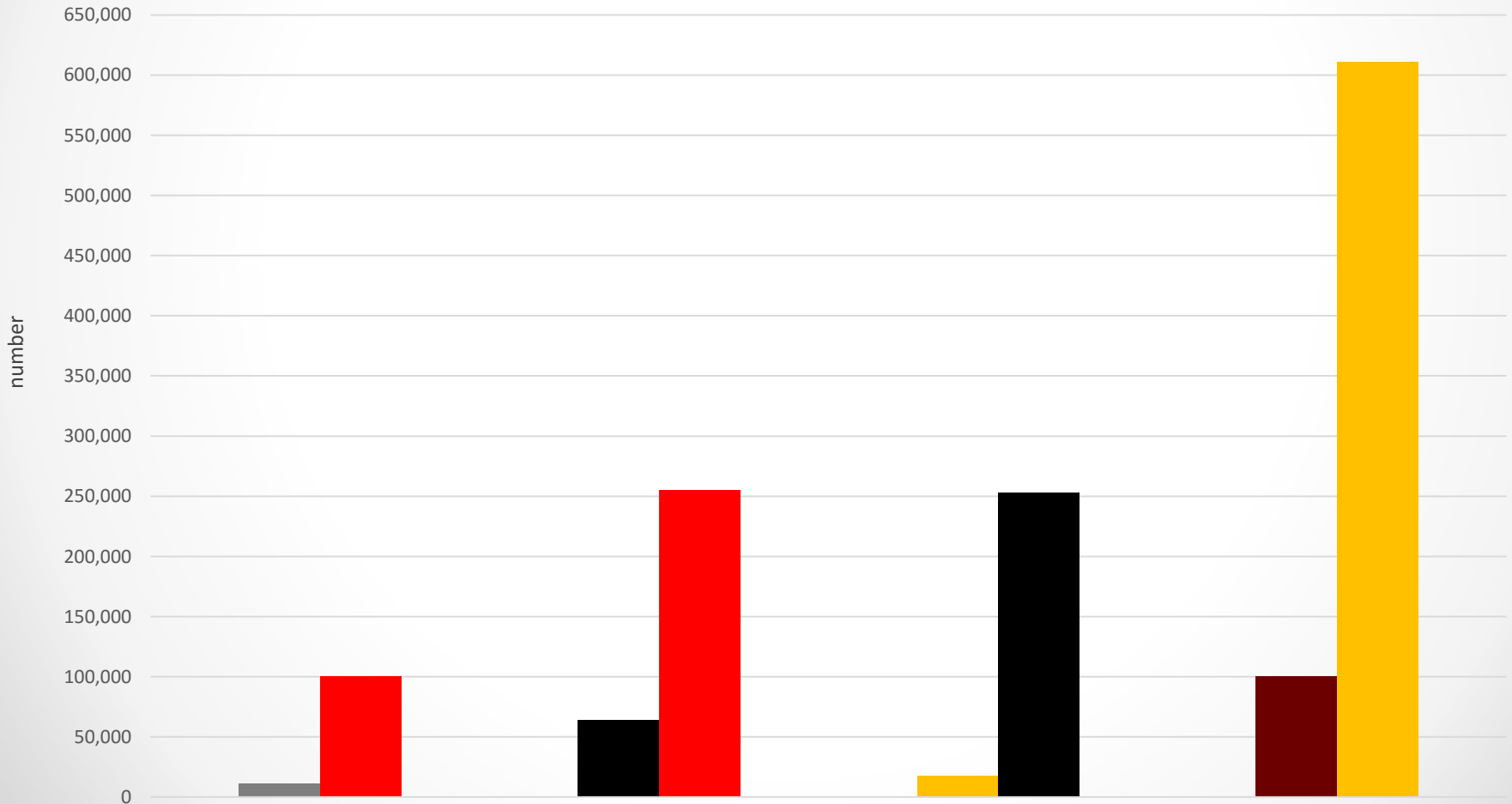
COMMUNITY PARTNERSHIPS FUNDRAISING FY2016 - TOTAL PHILANTHROPY, IN MILLIONS



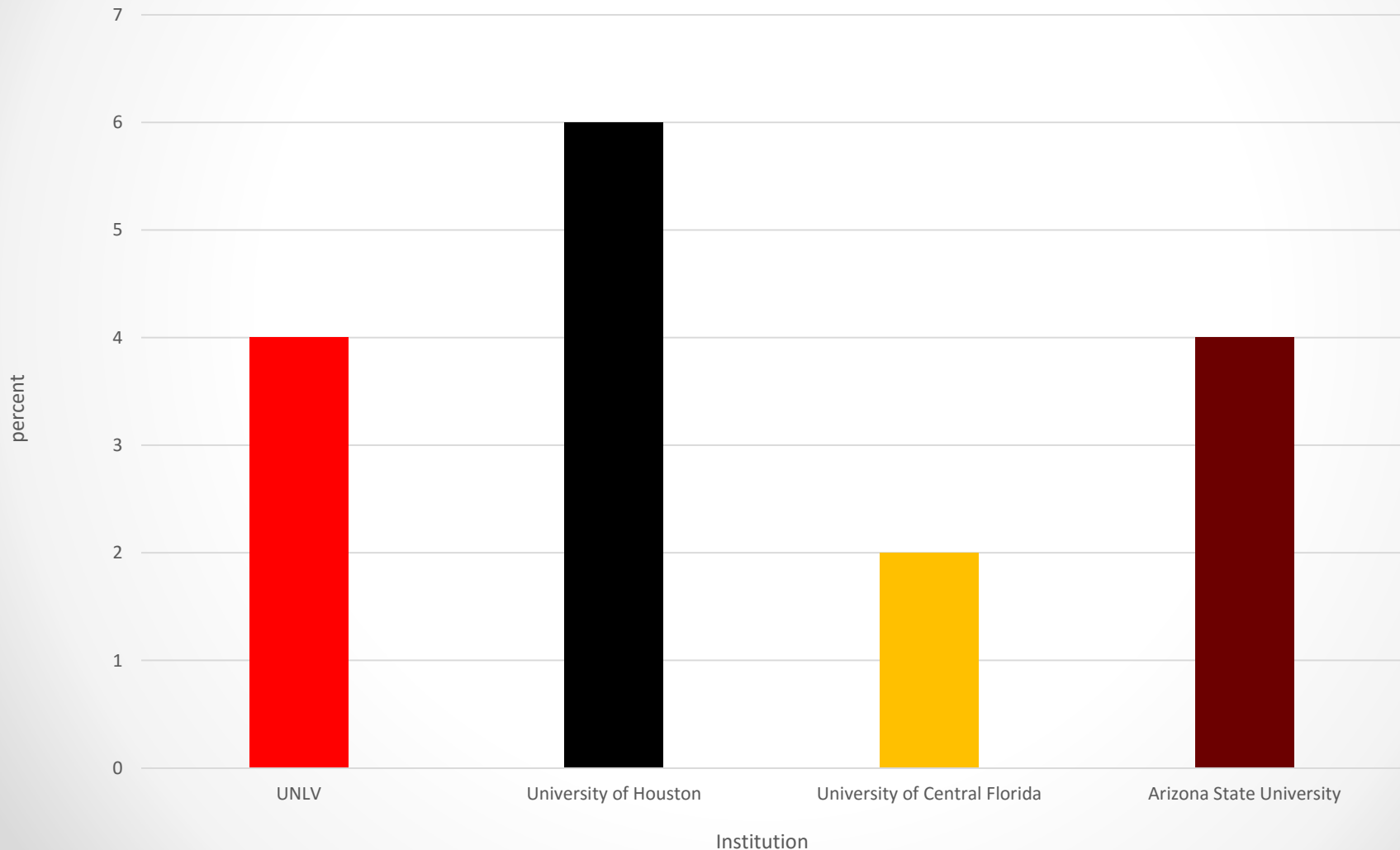
COMMUNITY PARTNERSHIPS FUNDRAISING FY 2016 - TOTAL ENDOWMENT, IN MILLIONS



COMMUNITY PARTNERSHIPS TOTAL NUMBER OF DONORS vs. TOTAL NUMBER OF ALUMNI



COMMUNITY PARTNERSHIPS PERCENT OF ALUMNI DONOR PARTICIPATION



TOP TIER INFRASTRUCTURE AND SHARED GOVERNANCE GOAL

- Examining business processes – admissions, financial aid, purchasing, HR, faculty hiring
- Campus climate survey administered
 - 2010
 - 2014
 - COACHE faculty climate survey was administered in spring 2016 - analyzing results
 - 2016 (fall): added intellectual diversity question

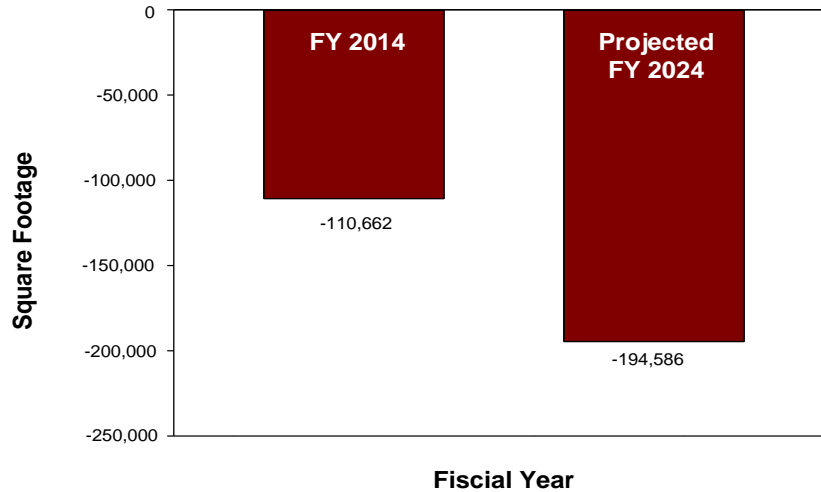
INFRASTRUCTURE AND SHARED GOVERNANCE

- Express Employment used in Feb. 2016 to drill down on areas of concern
- Developing ongoing employee hotline via NAVEX
- Developed new free speech policy to protect freedom of expression

INFRASTRUCTURE AND SHARED GOVERNANCE SPACE STUDY

Fall 2013 / FY 2014

FY 2014 NSHE Space Data - Combined Classroom,
Class Lab and Study Space



Class/Class Lab/ Study Space	Current Deficit	Projected 10 Year Deficit
Classroom Facilities	36,306	15,483
Class Lab Facilities	-62,515	-100,826
Study Space Facilities	-84,453	-109,243
Total Square Footage	-110,662	-194,586

INFRASTRUCTURE AND SHARED GOVERNANCE CLASSROOM AND CLASS LAB SPACE 2015/2016

	Fall 2015		Fall 2016	
ITEM DESCRIPTION	CLASSROOMS	CLASS LABS	CLASSROOMS	CLASS LABS
RMCT Number of rooms	202	145	203	144
AREA Number of square feet of space contained in the rooms	200,167	158,619	200,558	156,352

INFRASTRUCTURE AND SHARED GOVERNANCE IMPROVEMENTS TO CLASSROOM USE

- Distribution goals (% of courses scheduled during peak and other times) have been established for Monday through Saturday
- Friday seat utilization has increased between 5–10% each year for the past three years
- Weekend College will increase classroom usage on Fridays and Saturdays (Fall 2017)
- Registrar's Office is assessing the viability of overlaying a M-W-F/T-TH pattern atop the current M-W/T-TH scheduling matrix
- Request for one-day-per-week course Monday through Thursday must be “mirrored” by another course

INFRASTRUCTURE AND SHARED GOVERNANCE IMPROVEMENTS TO CLASSROOM USE

- Focus on improving seat usage within classrooms as well as classroom usage
- Enrollment–Based Optimization: 80% of a course's enrollment cap must be met before a room is assigned
- Enrollment caps in key courses are raised each fall to account for freshman enrollment growth
- High-demand courses required for graduation are given highest priority during peak hours.
- Associate Deans' Council: Registrar and Provost personnel meet monthly with college Associate Deans to discuss enrollment management and space utilization

INFRASTRUCTURE AND SHARED GOVERNANCE CAPITAL PROJECTS

- Campus expansion and Master Plan, 42 acres
- Stadium
- Fertitta Football Complex
- Hospitality Hall
- University Park Apartments Project
- University Gateway Project
- Thomas & Mack Center modernization
- New \$2.75 million baseball clubhouse

NEXT PROJECTS

- Engineering
- New research facility
- Business School building

DIVERSITY

UNLV is inclusive and diverse

- Ranked second for Most Diverse Campus Nationally (2015 and 2016)
- Achieved Hispanic-Serving Institution designation (March 2015)
- Received two Title III MSI federal grants totaling \$3.25 million (2015 and 2016)
- Included in the *Military Times* “Best for Vets” 2017 rankings

DIVERSITY

We listen to our community members

- Surveys (Campus Climate, COACHE, external consultants)
- President's Town Hall following students' rally in support of Mizzou (November 2015)
- UNLV administrator meetings with student rally leaders (Spring 2016)

DIVERSITY

We act on what we hear

- Enacted a national search for a Cabinet-level Chief Diversity Officer (Fall 2016)
- Formed committee to refresh spirit logo (Fall 2016)
- Requested approval for a new department of Interdisciplinary, Gender, and Ethnic Studies (Fall 2016)
- Established Office of Compliance (July 2015)
- Approved “The Intersection,” an Academic Multicultural Center (Spring 2016)
- Launched multi-year, campus-wide “Strategic Diversity Project” (May 2015)

SELECTION OF RANKINGS

from U.S. News & World Report

- **UNLV ranks among the nation's most diverse universities for undergraduates.** UNLV is tied for second.
- **UNLV ranks 12th nationally for undergraduate yield** - the percentage of students accepted who ultimately enroll.
- **Boyd School of Law ranked fifth** on a list of law schools that students want to attend.
 - The School's yield (percent accepted who ultimately enroll) ranked above Yale, BYU, Harvard, and Southern U Law Center.

SELECTION OF RANKINGS

from U.S. News & World Report

- **Boyd School of Law ranked second** in the nation for legal writing - its highest-ever ranking - and ninth for its dispute resolution program.
 - The school ranked 78th overall, and its part-time program climbed four spots to 18.
- The **Physical Therapy Department jumped more than 40 spots** to 79th.
 - Every student in the 2016 graduating class passed the national board exam on the first try, with two earning perfect scores.
- The **School of Nursing (for the third consecutive year) ranked among the nation's top online graduate** nursing programs.
 - The school's Master of Science in Nursing ranked 13th out of 150 programs.

MORE RANKINGS

- UNLV has one of the **nation's top university supercomputing centers**, thanks to a partnership with tech leaders Switch, Intel, and Cisco.
 - An advanced fiber connection between UNLV and Switch – which houses the world-class Intel Cherry Creek supercomputer for UNLV – also places the university among the most tech-connected universities anywhere.
- *CEO Magazine* named the **EMBA program at Lee Business School** as a “Tier One” school in its global EMBA category.
- **Lee Business School's part-time MBA program** climbed 14 spots to 58th in *Bloomberg Businessweek's* "2015 Best Business Schools" ranking.
- UNLV's **MFA in Creative Writing** ranks **35th** nationally in the most recent rankings provided by the website LitBridge.

UNLV in 2025

School of choice

- 40,000 students
- Higher freshmen retention rates
- Increased graduation rates
- More student engagement
- Greater curricular cohesion

Research and innovation driver

- Furthered economic development and diversification
- Enhanced partnerships with industry, increased grant activity, and more spin-outs
- Strategic multidisciplinary centers

UNLV in 2025

Academic Health Center, including the School of Medicine, established and expanding

- More than 200 new physicians and scientists
- Economic impact of \$800 million per year

High community engagement

- Build-out of Office of Community Engagement
- Successful conclusion of the largest Capital Campaign in UNLV's history

Great campus

- Greatly expanded campus footprint
- A great place to work

