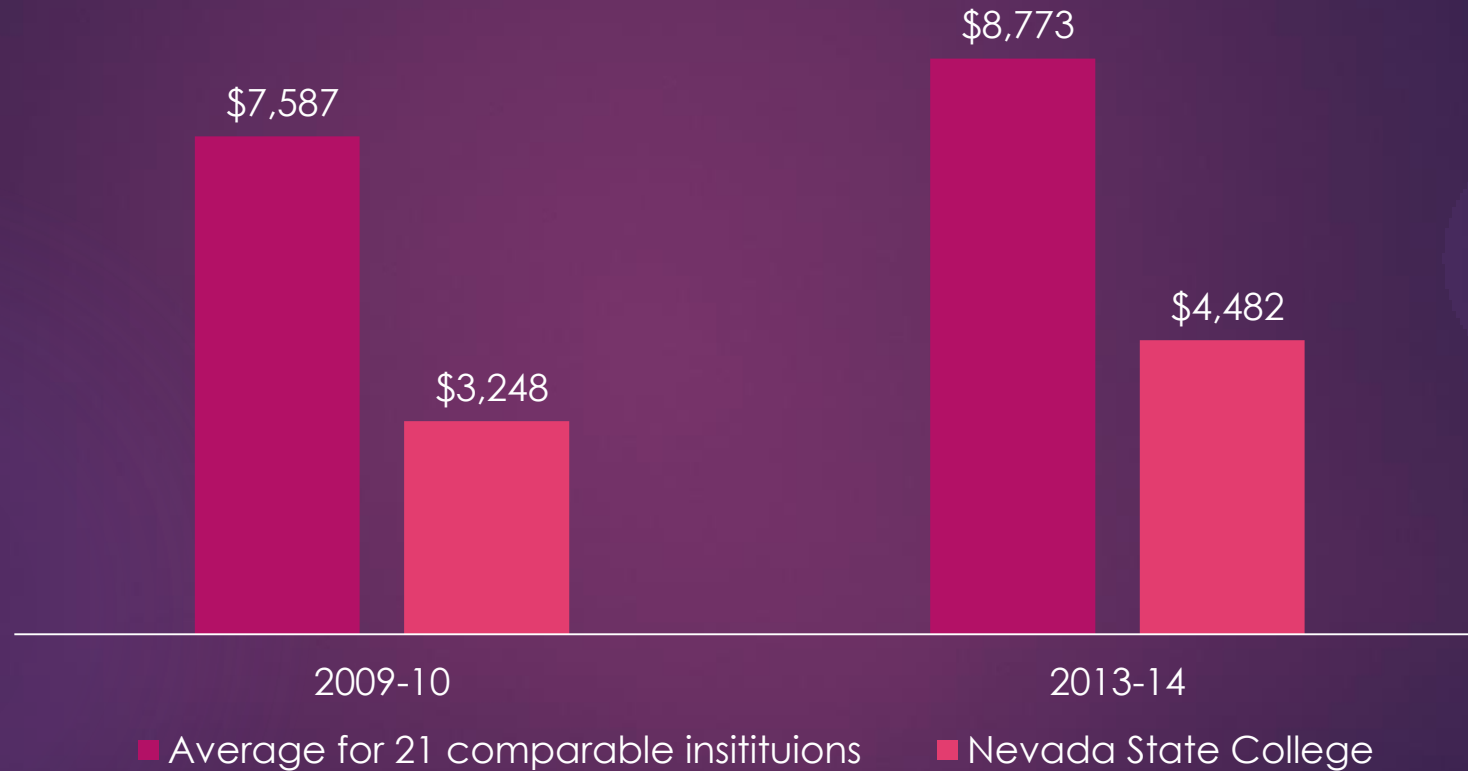




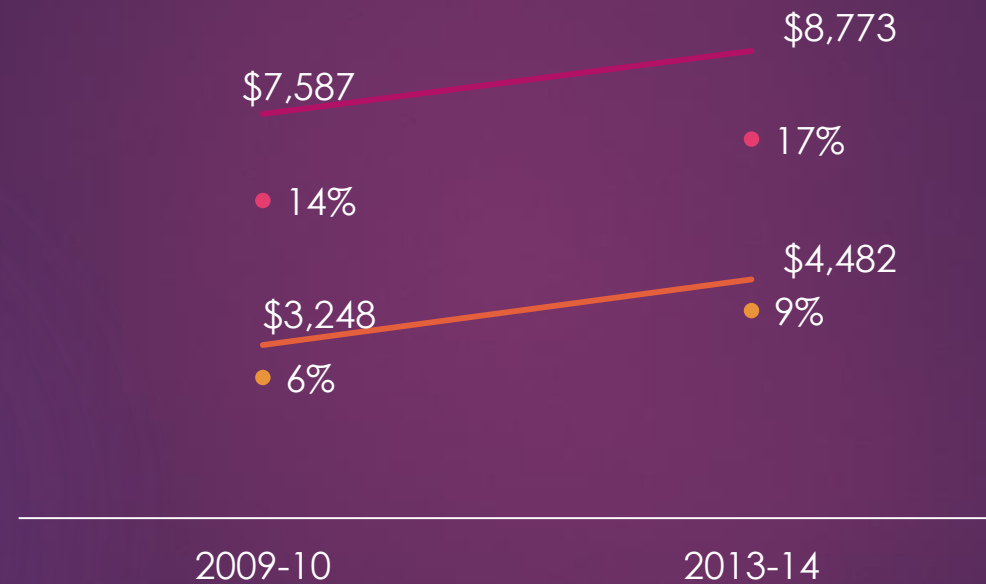
Nevada State College

ACTA - GETTING THE DATA: 10 QUESTIONS TRUSTEES SHOULD ASK

Annual Tuition



Annual Tuition and Median Household Income



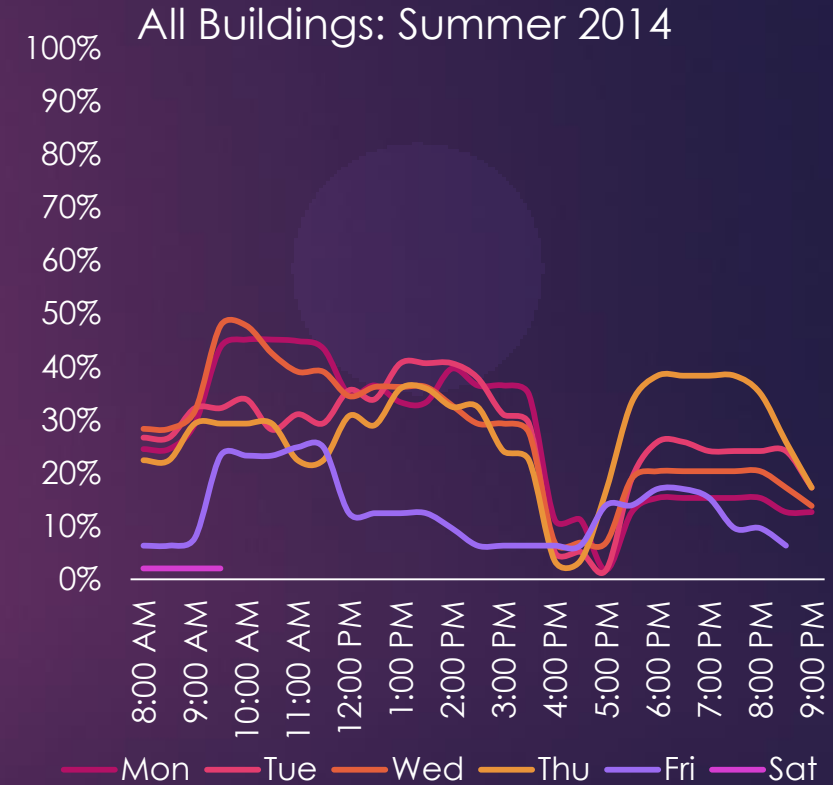
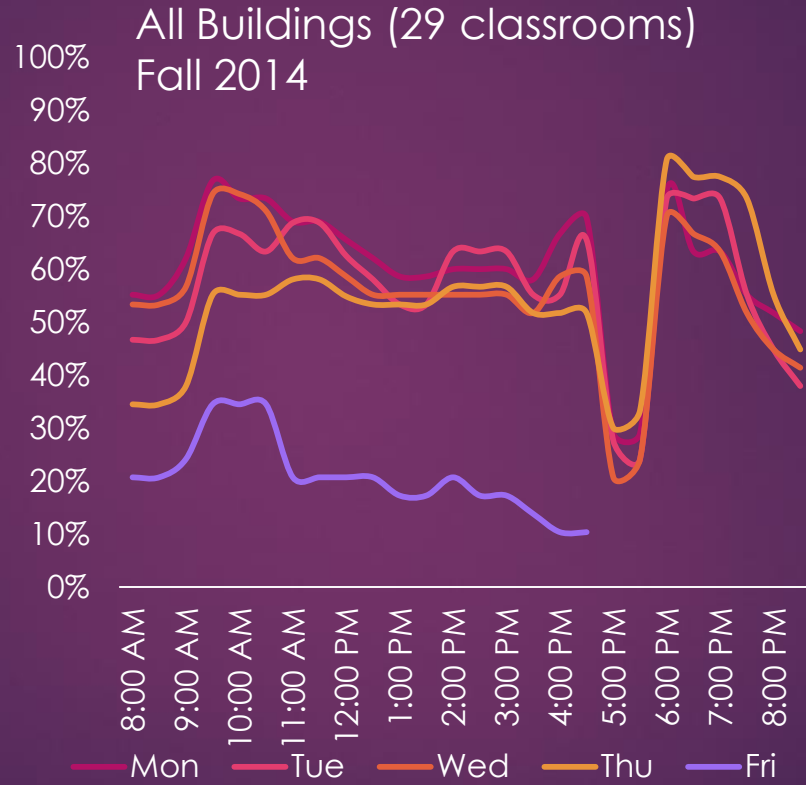
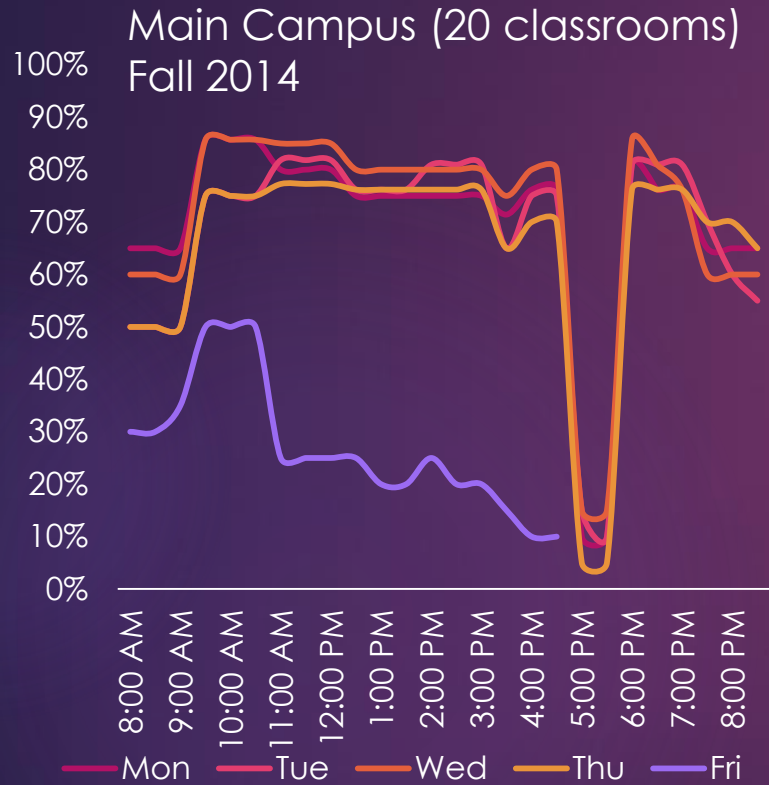
- Average for 21 comparable insitituions
- Nevada State College
- % of 2009 Comparable Median Household Income
- % of 2013 Comparable Median Household Income

(BOARD OF REGENTS 03/05/15 & 03/06/15) Ref. BOR-17, Page 3 of 16

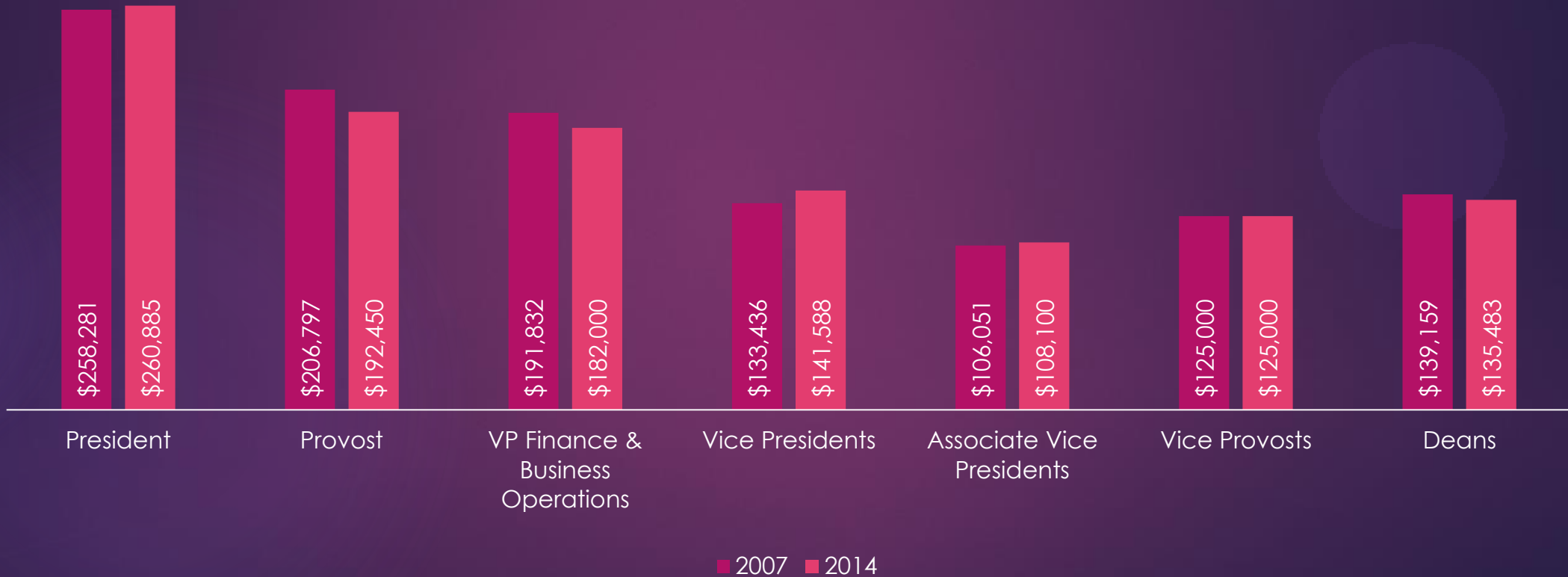
Ratio of Institutional Support vs. instructional spending



Building Utilization



Salaries of top Administrators



Courses and credit hours per year

- ▶ Tenured and Tenure Track
 - ▶ 7.8 Courses
 - ▶ 24 Credit hours
- ▶ Adjunct
 - ▶ 3.6 Courses
 - ▶ 10.8 Credit hours

Student Performance on Nationally-Normed Tests

NCLEX Pass Rate



- ▶ Praxis II pass rates (a graduation requirement) are 100%

National Survey of Student Engagement

- ▶ 85% of First-year and 95% of seniors rated their entire educational experience at this institution as 'excellent' or 'good.'
- ▶ Freshmen and Seniors rate NSC high in the following indicators. These responses surpass the averages for the Far West Public institutions, NSC's Carnegie Class and the entire NSSE 2013 survey.
 - ▶ Effective teaching practices (76%)
 - ▶ Learning strategies (74%)
 - ▶ Discussions with diverse learners (72%)
 - ▶ High-order learning (71%)
 - ▶ Quality of interactions (67%)

Graduation



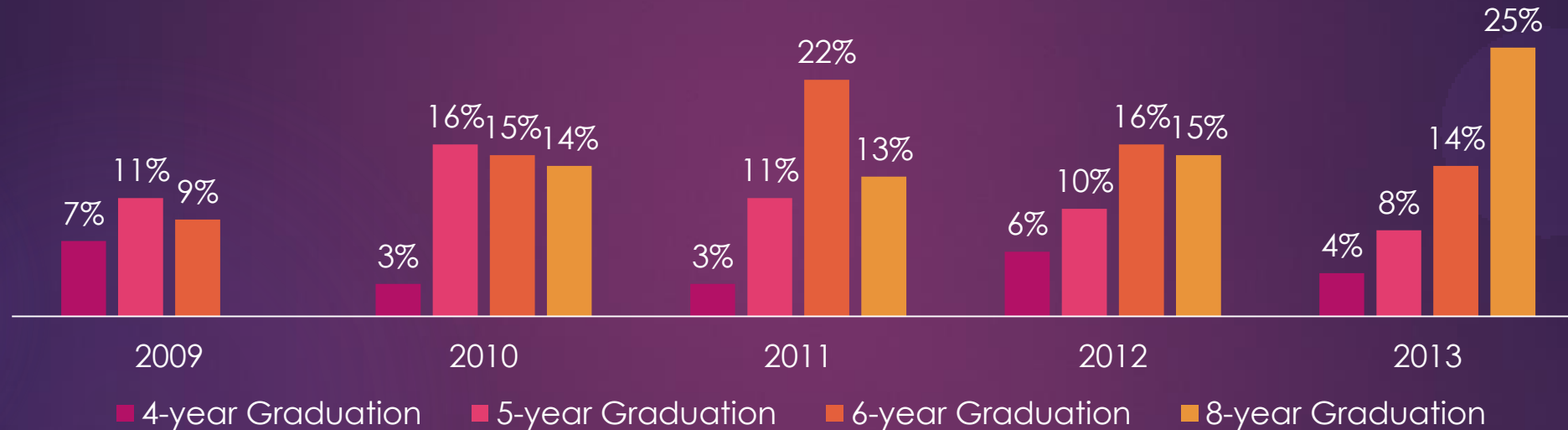
Challenges facing First-time, Full-time Graduation Rates

- ▶ Lower incoming GPA
- ▶ Large percentage unprepared for college work
- ▶ Significant work obligations
- ▶ Significant financial need
- ▶ Commuter Campus
- ▶ Large Pre-Nursing Population
- ▶ 69% First generation students

First-time, Full-time 1-yr, fall to fall Retention Rates



First-time, Full-time Graduation Rates within Institution as of Summer



Student Achievement Measure (SAM)

First-Time Full-Time Students Starting Fall 2007

Number of students: 126


roll over each bar for detail data



WITHIN 6 YEARS



WITHIN 5 YEARS



WITHIN 4 YEARS

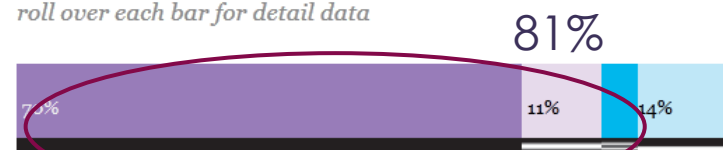


- Graduated: Reporting institution
- Transferred & Graduated: Other Institution
- Enrolled: Reporting institution
- Transferred & Enrolled: Other Institution
- Current Status Unknown

Full-Time Transfer Students Starting Fall 2007

Number of students: 141

roll over each bar for detail data



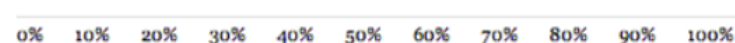
WITHIN 6 YEARS



WITHIN 4 YEARS




WITHIN 2 YEARS



- Graduated: Reporting institution
- Transferred & Graduated: Other Institution
- Enrolled: Reporting institution
- Transferred & Enrolled: Other Institution
- Current Status Unknown

Climate Survey

- ▶ First Climate Survey to be conducted in 2015



Professional Development and National Trends

- ▶ Professional Development
 - ▶ Association of Governing Boards of Universities and Colleges (AGB)
 - ▶ National Association of State Boards of Education (NASBE)
 - ▶ Board orientation practices
- ▶ National Trends
 - ▶ Integrated Postsecondary Education Data System (IPEDS)
 - ▶ National Center for Higher Education Management Systems (NCHEMS)